



**OFFICE OF THE DIRECTOR OF EDUCATION
BUSINESS AND FACILITIES STANDING COMMITTEE
PUBLIC SESSION**

MEETING AGENDA – Wednesday, March 4, 2015

**PUBLIC SESSION will commence at 6:00 P.M., followed immediately by the
COMMITTEE OF THE WHOLE in CLOSED SESSION (GEORGIAN ROOM).
PUBLIC SESSION will resume immediately following
CLOSED SESSION (ROY EDWARDS ROOM).**

-
1. Approval of Agenda
 2. Declaration of Conflicts of Interest

Closed Session

1. Property Matters

Presentations/Delegations

GSN Summary Presentation – Brian Jeffs, Superintendent of Business Services

Items For Decision

- | | | |
|--|-----------------|---------------|
| 1. Attendance Area Review (AAR): Barrie Secondary Schools | (BF-D-1) | John Dance |
| 2. Notice of Motion from the February 4, 2015 Business and Facilities Standing Committee Meeting | (BF-D-2) | John Dance |
| 3. Notice of Motion from the February 4, 2015 Business and Facilities Standing Committee Meeting | (BF-D-3) | John Dance |
| 4. Mission Statement, Vision Statement and Values | (BF-D-4) | Kathi Wallace |
| 5. Revision to Policy 4121 – Continuing Education | (BF-D-5) | Brian Jeffs |
| 6. Revision to Policy 3140 – Health and Safety | (BF-D-6) | Brian Jeffs |
| 7. Capital Plan - 2014 | (BF-D-7) | John Dance |
| 8. Naming of the New Orillia Secondary School | (BF-D-8) | Paul Sloan |

Items For Information

- | | | |
|---|-----------------|-------------|
| 1. Kilometrage Reimbursement | (BF-I-1) | Brian Jeffs |
| 2. Partnerships Update: New Alcona South Public School, Victoria Harbour Elementary School Addition and Ardtrea/Cumberland Beach Replacement School | (BF-I-2) | Paul Sloan |

Correspondence - Nil

Other Matters

Notices of Motion for Next Meeting

Adjournment

DISTRIBUTION

Trustees

Superintendents

NOTICE: Public Standing Committee meetings are video-recorded and made available for public viewing.

BUSINESS AND FACILITIES STANDING COMMITTEE MEETING

MARCH 4, 2015

GSN SUMMARY PRESENTATION

support every child
reach every student

FINANCIAL ORIENTATION FOR TRUSTEES

December 2014

Role of the Trustee

- Financial planning is a vital and integral part of *Trustees'* overall planning responsibilities in areas of program, capital; facilities and long-term strategy that school boards undertake to ensure effective stewardship of the board's resources.
- Boards are required to develop and approve a balanced budget within the funding allocated to them by the Ministry of Education.
- Budget is a reflection of the Board's strategic plan and mission/vision.

Overview

- This presentation provides an overview of:
 - The Grants for Student Needs (GSN) funding formula;
 - School Board Financial Management and Budgeting; and
 - The Capital Approvals process.

support every child
reach every student

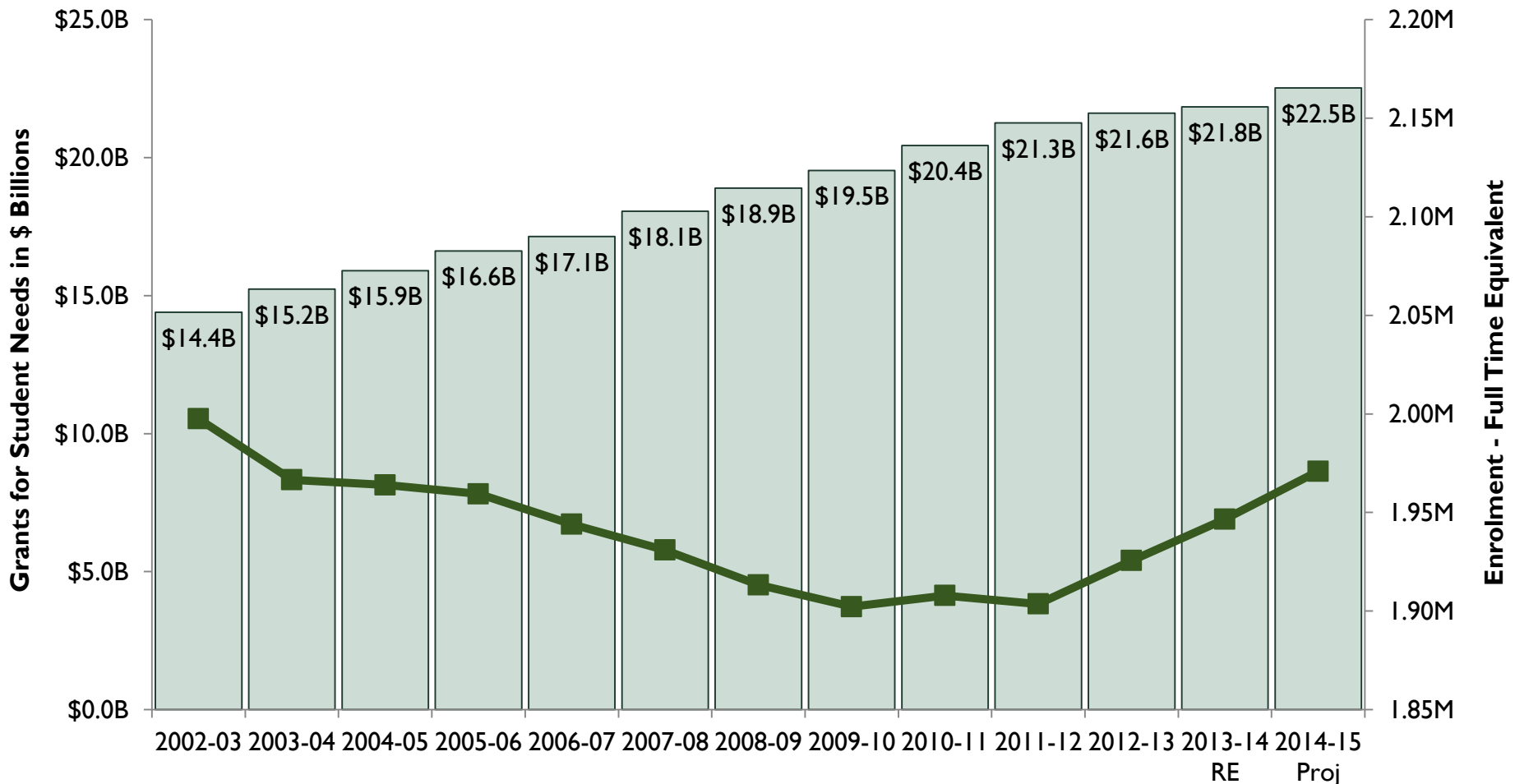
PART I: GRANTS FOR STUDENT NEEDS

I. Education Funding In Ontario

What are the Grants for Student Needs?

- The GSN is an open-ended entitlement transfer payment program with funding determined by formulas set out in regulation each year.
- The same set of formulas are used to determine funding for each of the 72 district school boards in Ontario.
- For the school board sector as a whole, GSN funding represents the overwhelming majority of revenues (over 90%).
- The regulations, which also provide the government with the authority to flow funding to boards for the coming school year, are usually released each March/April.

GSN Funding and Enrolment



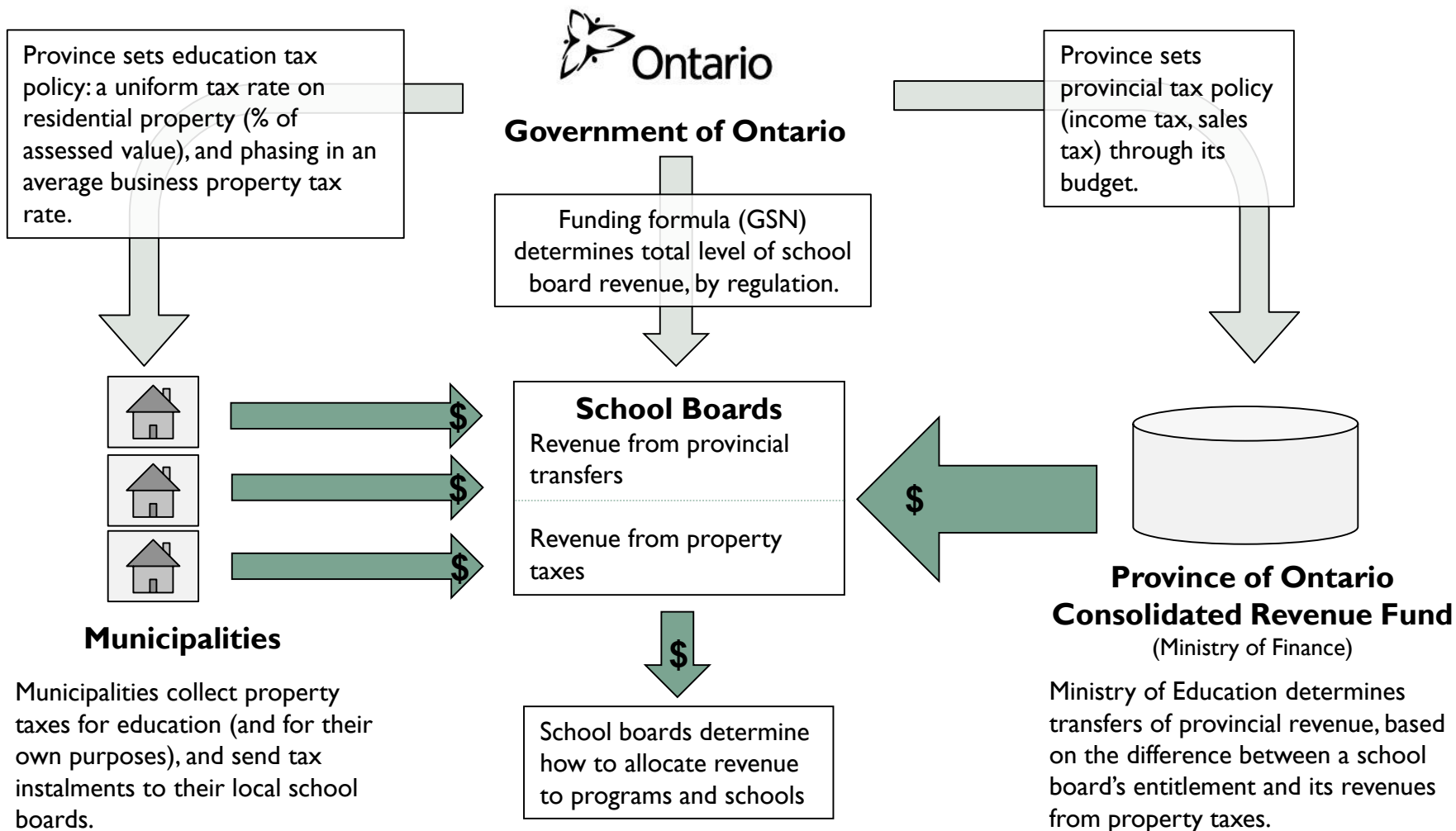
Note: To provide a clear year-over year comparison, we have added FDK funding, which was previously outside the GSN, to previous years' GSN funding totals.

Note: A significant portion of the increase in enrolment is as a result of FDK

Two Sources For Education Funding

- Under the current education funding system, the province sets the total allocation amount using the formulas in the Grants for Student Needs, also known as “the funding formula.”
- Each board’s allocation comes from two sources:
 - **Education Property Tax:** collected by the municipality with rates set by the Ministry of Finance;
 - **School Board Operating Grant (SBOG):** funding provided to boards by the Province to cover the difference between the property tax collected and the total allocation as determined by the funding formula.
- Total 2014–15 GSN funding is projected to be \$22.53B. This consists of approximately (30%) property tax and (70%) SBOG.

Components of the Funding System



III. Structure of the GSN

Complexity of the GSN

- To address the principles of equity, fairness and adequacy, the funding system has evolved a structure that responds to classroom cost structures, as well as the unique characteristics of boards, schools, staff, and students.
- The GSN has many distinct grant components that each have distinct sub-components, objectives and formulas.
- This structure makes the GSN complex and the GSN regulations lengthy.

General Structure

- At a high level, the GSN has two major components that each account for about a half of the GSN's funding:
 - **2 Foundation Grants**, which cover the basic costs of education common to all students and schools, and are largely driven by enrolment multiplied by cost per student, and the school administration cost for each school;
 - **13 Special Purpose Grants**, which address the unique needs of students, schools, and school boards.

These special purpose grants allow the GSN to meet the test of equity and fairness by responding to factors such as: board demographic profiles, individual school location, specific program take-up, and student special equipment needs.

Differences in Funding to School Boards

- The **Pupil Foundation Grant** provides each school board with the same per-pupil allocation:
 - Kindergarten (JK/SK) = \$6,045 per pupil.
 - Primary (Grades 1 to 3) = \$5,526 per pupil.
 - Junior & Intermediate (Grades 4 to 8) = \$4,603 per pupil.
 - Secondary (Grades 9 to 12) = \$5,741 per pupil.
- However, because of the school foundation grants and special purpose grants, per-pupil funding varies from board to board,
 - For 2014–15, per-pupil levels are projected to vary across the province by slightly more than \$16,800 – from \$10,125 to \$26,950.
 - The average per-pupil amount across the system is \$11,424.

Accountability Mechanisms

- The GSN uses four broad accountability streams to control and monitor board spending practices:
 - **Legislative requirements**, such as balanced budget requirements;
 - **Financial Reporting and monitoring controls**, including budget reporting and monitoring, as well as audit, review, and in some cases, supervisory activities; and
 - **Enveloping**, which includes formal enveloping of specific allocations (e.g., Special Education Grant), effective enveloping restrictions (e.g., regulated class sizes), and functional enveloping (e.g., transportation).
 - **Program/grant specific reporting requirements** overseen by various branches within the Ministry (e.g., Safe Schools allocation, Specialist High Skills Major) .

IV. GSN Changes for the 2014-15 School Year

Key Changes

- The 2014-15 GSN reflects several new elements:
 1. Full implementation of FDK
 2. Setting the stage for the next round of labour discussions
 3. School Board Efficiencies and Modernization (SBEM) strategy
 4. Capital renewal investments
 5. Funding model reforms to special education and board administration funding
 6. Adjustments to keep up with costs (e.g., transportation, utilities)
 7. Strengthening accountability

2015-16 Education Funding Consultations

- This fall, the ministry renewed its commitment to move forward together on GSN consultations for 2015-16 education funding.
- The consultations focussed on the following topics:
 1. Identifying efficiencies
 2. Making more efficient use of school space
 3. Community partnerships
 4. Accountability
 5. Sharing savings

support every child
reach every student

**PART II: FINANCIAL
MANAGEMENT AND
BUDGETING**

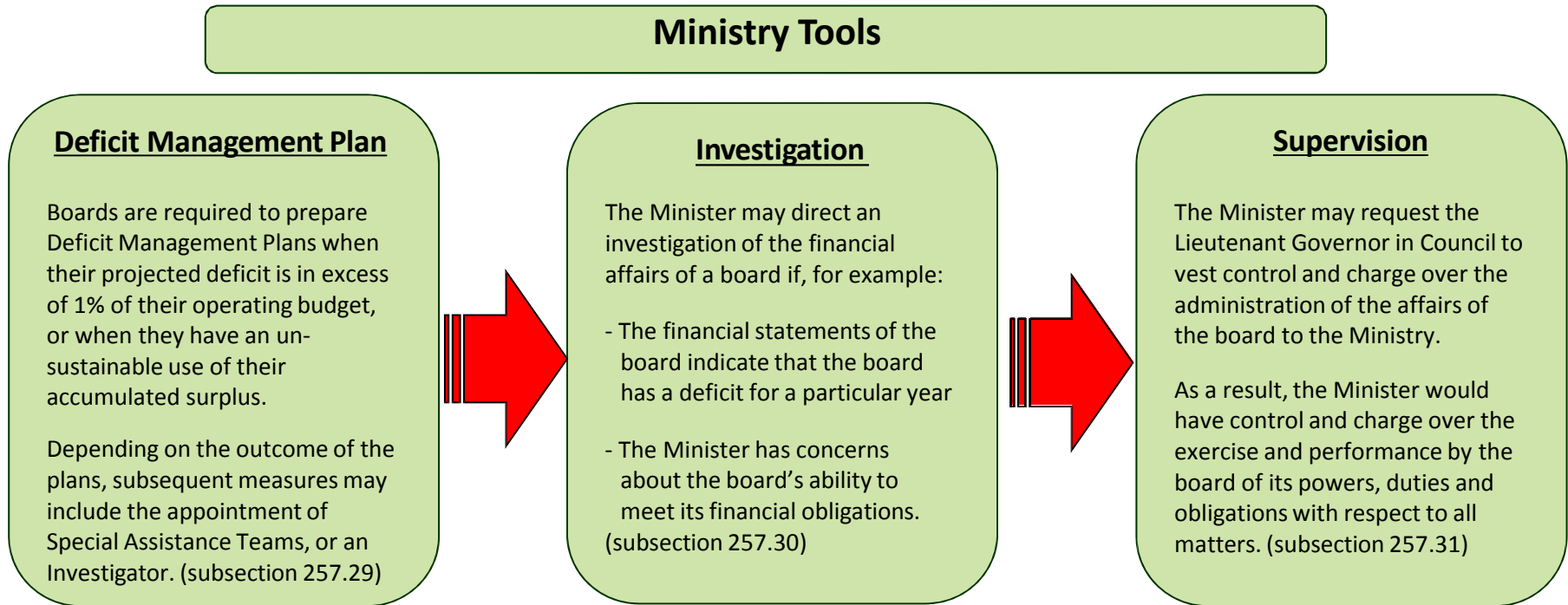
I. Budgeting & Planning

Balanced Budgets

- Boards are required to have balanced budgets.
 - Under section 231 of the *Education Act*, when preparing and adopting Estimates for the fiscal year, boards are required to ensure that estimated expenditures do not exceed estimated revenues.
- The Education Act contains provisions that allow for an in-year deficit for a fiscal year of up to 1% of the board's operating revenue provided it does not exceed the board's accumulated surplus of the preceding fiscal year.
- Boards may make a request to the Minister to receive an exemption from the above requirements. If approved a board may have an in-year deficit that is greater than the amount determined above if the in-year deficit is permitted as a part of a financial recovery plan.

Balanced Budget Accountability

- Under the *Education Act*, boards are required to approve a balanced budget each year. If they are in deficit, or analysis shows a high risk of future deficit, the Ministry will ask for a Deficit Management Plan, which depending on the outcome, may lead to further action (below):



Budget Development

- Critical task that demonstrates a board's effectiveness and transparency.
- Budgeting cannot solely belong to finance departments
- Directors, Superintendents and other senior program staff must be involved in the planning processes and be held accountable for budget performance
- It is a consultative process with the following key principles;
 - The educational needs of its students are met
 - It is prepared within the funding allocation
 - It reflects the board's vision and supports the goals of the board's multi-year strategic plan

23

Strategic Plan

Strategic Plan

How does your spending align with your plan?

What are your capital priorities?

Has your future enrolment been factored in?



Budget



Capital Plan

Budget forecast and capital plan should be on a multi-year basis

II. Financial Management

25

Financial Management

- **Role of the trustees:-**
 - Boards are required to review and approve Financial Management policies. For example: Expense policies, Procurement policies, etc
 - Receive and seek any clarifications about the Audited Financial Statements prepared and presented by the treasurer of the board, through the Audit Committee

Financial Management

- A transparent and thorough budget planning process analyzes:
 - All major revenues and expenditures
 - Spending patterns are compared to the grants
 - For example, how does the facility budget compare to the grants for facilities.
 - The funding may not be enveloped, but where there are variations these should be conscious decisions.
 - Risks and mitigation strategies should be developed
 - Decisions are looked at from a multi-year perspective (are these decisions fiscally sustainable in the future)

Financial Reporting and Monitoring

Sign Off: The Director of Education is required to certify that the board's financial statements and other reports are prepared in accordance with the Education Act and the financial regulations.

External Audits: School board external auditor appointed by the board for a term not exceeding five years (subsection 253(1)). The external auditor reports on financial statements to ensure proper controls are in place and the financial statements are prepared in accordance with CICA accounting standards.

Ministry Review: Ministry staff conducts standard review procedures to verify a board's financial status, the enveloping provisions, and the grant entitlements. As a result, grants may be adjusted.

Provincial Auditor: The provincial auditor has the authority, and has exercised this authority in the past, to conduct financial audits of a school board.

Risk Management

- The Ministry monitors boards at risk of deficits.
 - The risk assessment is based off current spending patterns in relation to the size of the Accumulated Surplus
- High risk boards are sometimes asked to develop:
 - Deficit Management Plans or Multi-Year Financial Recovery Plans
- If outside support is needed, sometimes Special Assistance Teams are used.
- Consequences of ineffective budgeting can be high. A board that misses targets in a recovery plan or has an accumulated deficit could be subject to an investigation and could lead to budget decision making powers being suspended until the budget is balanced.
- Good internal controls and identifying risks early are key to avoiding these negative consequences.

Interim Financial Reporting

- Interim Financial Reporting tool is available to school boards, if required; assist with monitoring board's financial progress during the fiscal year and identify variances from budget.
- Ministry encourages school boards to implement interim reporting as it is a good practice in financial management.
- High risk school boards can be required to implement this practice.
- Refer to Appendix A for Sample

support every child
reach every student

PART III: EDUCATION CAPITAL

Pupil Accommodation Roles & Responsibilities

- **Ministry**
 - Provides financial resources via the development and implementation of capital funding programs and policies to enable boards to meet their pupil accommodation responsibilities.
 - Monitors board actions to ensure accountability to taxpayers.
 - Develops fair and equitable capital policies, programs and guidelines to support school boards.

- **Trustees**
 - Responsible for decisions related to pupil accommodation and safety.
 - Accountable for ensuring students have access to adequate learning environments and program opportunities while ensuring best use of public funding.
 - Determine school board policies and priorities related to constructing, repairing , and renovating schools as well as opening, closing, selling, and buying schools.
 - Ensure school board capital plans and projects adhere to the Ministry's objectives and funding benchmarks.

Capital Funding Programs

- The Ministry provides funding for capital purposes to school boards through a number of programs:
 - Capital Priorities Grant – for new schools, additions, and major renovations
 - School Consolidation Capital Grant – for the consolidation of schools and right sizing of the board’s capital footprint
 - School Condition Improvement Funding – for renewal needs

Capital Priorities Grant

- Ministry
 - Provides annual funding for new schools, additions and major renovations to address enrolment growth pressures, replace schools in poor condition and support school consolidations
 - Reviews school board's business case submissions for new, major capital projects and evaluates alignment with program objectives
 - Establish provincial accommodation space standards and funding benchmarks
 - Based upon recommendations made by board construction experts
 - Includes all construction costs, fees, permits, furniture and equipment
- Trustees
 - Responsible for ranking and prioritizing capital proposals based on urgency and need
 - Endorse school board submission of up to 8 Business Cases to request Ministry funding and/or approval to proceed with a project using board's own funds
 - Accountable for having explored reasonable alternate solutions prior to requesting capital support
 - Ensure approved projects are completed within Ministry benchmarks

School Consolidation Capital Grant

- Ministry
 - Allocate \$750M over the next four years to support the right sizing of a board's capital footprint by for example, consolidating two schools into one
 - Provide additional timely approvals for new schools, additions and major renovations to address consolidation projects that reduce excess capacity and reduce capital footprint
 - Review board submissions and evaluate alignment with the School Board Efficiencies and Modernization (SBEM) initiative
 - Provide funding based upon construction benchmarks
- Trustees
 - Rank and prioritize proposals and ensuring that proposals meet program eligibility parameters and reduce ongoing operating and renewal costs
 - Endorse school board submission of up to 8 Business Cases to request Ministry funding and/or approval
 - Explored alternate solutions to determine the best option that maximizes value for money
 - Ensure approved projects are completed within Ministry benchmarks

School Condition Improvement

- Ministry
 - Provides annual funding through the GSN to target renewal needs in schools that need to remain open
 - Funds and oversees the ongoing School Condition Assessment Program to review the condition of each school in the province over a five year period. The Ministry is in the fourth year of the program.
 - As announced in the 2014-15 Ontario Budget, to address the significant backlog of renewal needs, SCI allocation has been extended three years to 2016-17 where total funding over the three years has increased to \$1.25B
 - \$250M to be allocated in 2014-15 and \$500M each to be allocated in 2015-16 and 2016-17.
 - 2015-16 and 2016-17 board funding levels to be aligned with renewal needs identified through the assessment program.
- Trustees
 - Ensure prudent use of renewal dollars to address facility condition and provide safe facilities for students
 - Develop long term strategy for dealing with ongoing renewal needs

School Utilization

- Ministry

- Provide programs and incentives to either use or remove unused space, including:

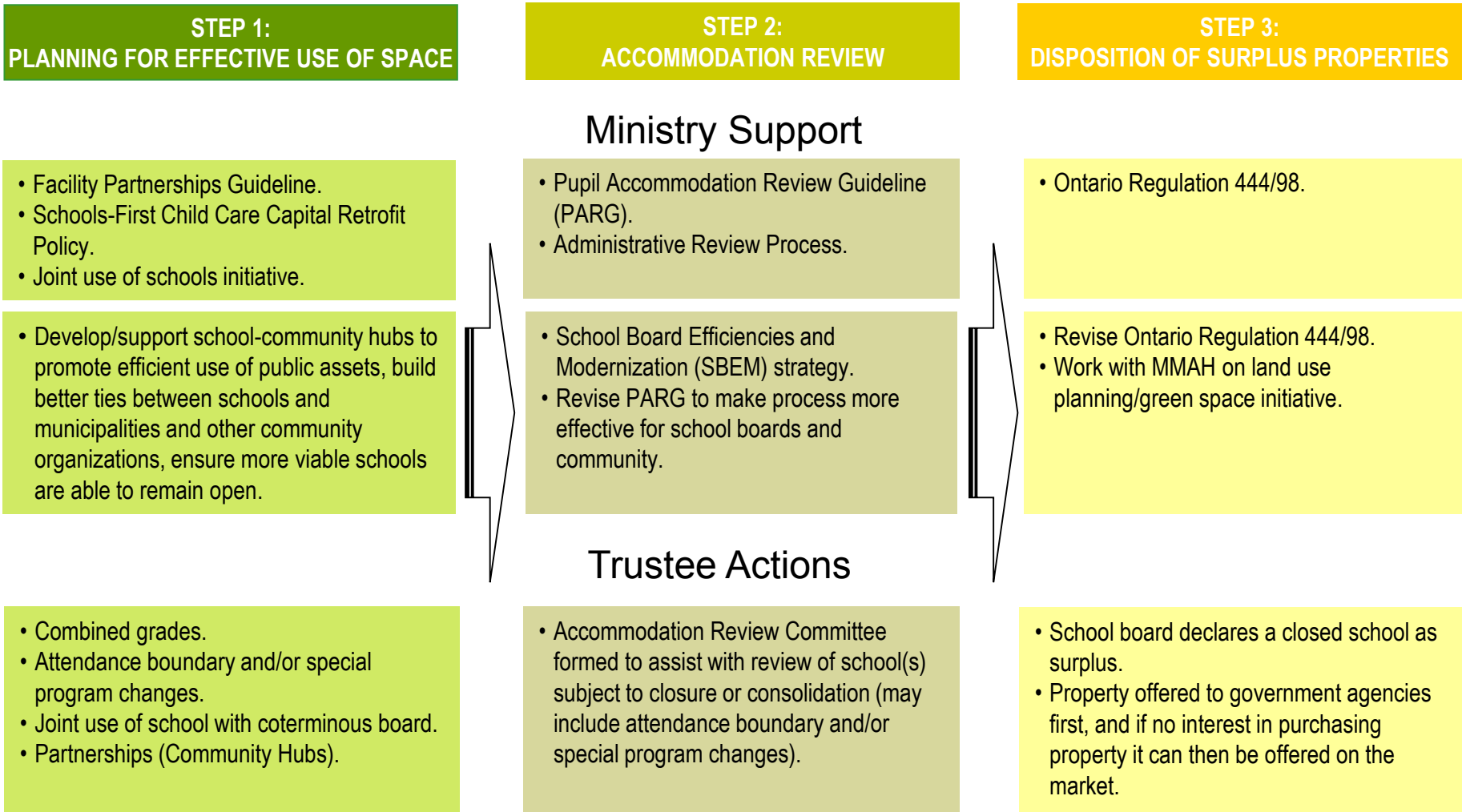
Making More Efficient Use of Under-Utilized Space	School Closure and Disposition
<ul style="list-style-type: none">• Facility Partnerships Guideline	<ul style="list-style-type: none">• Pupil Accommodation Review Guideline
<ul style="list-style-type: none">• Schools-First Child Care Capital Retrofit Policy	<ul style="list-style-type: none">• Administrative Review Process
<ul style="list-style-type: none">• Joint use of schools initiative	<ul style="list-style-type: none">• Disposition of Surplus Real Property

- Trustees

- Make the difficult decisions regarding the ongoing purposing of school space including:
 - Finding other students for the space
 - School area boundary changes
 - New grade configurations
 - New program offerings
 - Finding other purposes for the space
 - Child Care Centres
 - Community Partners/Hubs
 - Joint use with co-terminous School Boards
 - Decisions regarding the closure of surplus schools
 - Decisions regarding the sale of surplus schools



School Board Planning Process for Excess Space



TO: The Chairperson and Members of the
Business and Facilities Standing Committee

FROM: Superintendent of Facility Services

SUBJECT: **ATTENDANCE AREA REVIEW (AAR): BARRIE SECONDARY SCHOOLS**

1. **Background**

The Board approved an AAR be undertaken that includes the five Barrie secondary schools, as set out in Report No. B-4-a, Accommodation Review Committee 2010:02 – Barrie Secondary Schools (Barrie Central Collegiate Institute, Barrie North Collegiate Institute, Bear Creek Secondary School, Eastview Secondary School, Innisdale Secondary School), dated May 31, 2011. The Pupil Accommodation Review (ARC) was initiated to address enrolment and facility condition pressures and as per the original motions, Barrie Central Collegiate Institute (BCCI) will close as of June 30, 2016. Additional motions directed staff to submit a business case to the Ministry of Education for a new south east Barrie secondary school and a business case to accommodate students at other Barrie secondary schools due to BCCI's closure.

On January 24, 2013 the Simcoe County District School Board received funding approval from the Ministry of Education for a 1,005 pupil place secondary school in south east Barrie. In October 2014, staff prepared and submitted a business case for capital funding to accommodate students at other Barrie secondary schools due to BCCI's closure as part of the School Consolidation program outlined in ministry memorandum B:08. This included a 198 pupil place addition, facility renewal, and program upgrades to Barrie North Collegiate Institute (BNC). On February 20, 2015 the Ministry of Education granted funding approval for the additional pupil places.

Following the guidelines of Board Policy 2317 – School Attendance Areas, the purpose of this AAR is to establish new attendance areas resulting from the closure of BCCI and to determine the attendance area for the new south Barrie secondary school. Early on, the analysis of staff determined that this AAR would have very little effect on the Bear Creek Secondary School and Eastview Secondary School attendance areas.

Current enrolment at BCCI is approximately 725 students (as of October 31, 2014). An Extended French as a Second Language (EFSL) program is currently at BCCI with approximately 163 students. EFSL students currently account for 22.5% of the total number of students at BCCI. Approximately 280 students attend BCCI on an out-of-area basis in either EFSL or in the regular school program. Enrolment in the BCCI area is not expected to increase in any significant manner due to the high density nature of planned future development.

Current enrolment at Innisdale Secondary School (ISS) is approximately 1,545 students and is expected to increase to approximately 2,000 students over the next decade. This projected increase is largely due to the recent development of the Innishore planning area and the to-be-developed Hewitt's Secondary Plan. Up to the year 2031, approximately 10,000 residential units are targeted for this secondary plan. The recent and planned new growth was the rationale for the new south east Barrie secondary school.

APPENDIX A and B outline the current attendance areas and highlight the annexed lands' Salem and Hewitt's Secondary Plans as well as the Midhurst Secondary Plan.

2. Current Status

The AAR commenced with a public meeting held at BCCI on November 27, 2014 and a subsequent public meeting was held at BNC on February 5, 2015. An information letter was sent to students of all secondary schools in Barrie setting out the first public meeting date and highlighting the considered attendance area changes to BNC and ISS. It was noted that the regular attendance areas and elementary feeder schools for Eastview and Bear Creek secondary schools were not expected to be significantly impacted by the review. It was also noted that recommendations for the relocation of the EFSL program currently located at BCCI would also be determined as part of the review.

It was proposed that BNC and ISS would accommodate BCCI students. To alleviate the resulting population pressures at ISS from this transfer, and to accommodate the future growth of the Hewitt's Secondary Plan, it was proposed that the new south east Barrie secondary school would accommodate ISS students residing in the south east area of Barrie and the Innisfil section of the ISS attendance area. Students attending BCCI on an out-of-area basis as of June 2016 would be expected to return to their home school for September 2016. Special Education transfers would be assessed on a student needs and program focus basis. APPENDIX C and D outline the proposed areas of transfer.

The proposed change to BNC's attendance area would result in approximately 245 BCCI students (Grades 10 – 12) transferred to BNC and approximately 75 students from BCCI elementary feeder schools transitioned into Grade 9 at BNC for September 2016.

The proposed change to ISS's attendance area would result in approximately 120 BCCI students (Grades 10 – 12) transferred to ISS and approximately 15 students from BCCI elementary feeder schools transitioned into Grade 9 at ISS for September 2016.

The proposed change to ISS's attendance area in south east Barrie and Innisfil would result in approximately 400 students (Grade 9's transitioned from ISS elementary feeders and Grade 10 ISS students only) transferred to the new Barrie secondary school. Grade 11 and 12 ISS students from this area would stay in their current school (ISS). This allows those students to continue along their current pathway without interruption. Opening a new secondary school with just Grade 9 and 10 students allows the school to grow into itself and provides students with the opportunity to create pathways unique to that school.

The closure of BCCI requires the relocation of the EFSL program. It is proposed that an EFSL program be established at ISS and that the EFSL feeder schools align with the proposed attendance areas. This change would result in approximately 120 EFSL students transferred from BCCI to a new ISS EFSL program and approximately 30 EFSL students transferred from BCCI to the existing Eastview Secondary School EFSL program.

APPENDIX E illustrates the current and proposed elementary feeder schools for the secondary EFSL program. APPENDIX F and G depict the proposed attendance areas, while APPENDIX H sets out the proposed families of schools.

Board staff examined the potential effects of the Midhurst Secondary Plan as illustrated in APPENDIX A. This proposed development is to occur in two distinct “Neighbourhoods” with the first phase allowing for 3,850 homes with allocation being shared between Neighbourhood 1 and Neighbourhood 2. It is anticipated that future allocations beyond Phase 1 will not occur for approximately 15-25 years and is dependent on sales and employment targets being met. Neighbourhood 2 falls within the Eastview Secondary School attendance area. Currently, Neighbourhood 1 is split, with a portion assigned to Bear Creek Secondary School and a portion assigned to Eastview Secondary School. Staff are proposing that Neighbourhood 1 be assigned entirely to BNC in order to promote continuity and a sense of community. This transfer would have no effect on existing students.

Staff also considered the unique status of the 2015 incoming Grade 9 students to BCCI. Under the proposed attendance areas and timing, this group of students will transition to BCCI in September of 2015 and would be subsequently transferred to their new home school in September 2016 as a result of the June 2016 BCCI closure.

The proposed attendance areas effectively balance enrolment over the long term while also creating school populations of sufficient sizes that will support efficient and effective secondary school programming across Barrie. In the comparison chart between the status quo and the opening of the new south east Barrie secondary school shown below, the proposed changes result in utilization rates that remain stable and provide sustainable populations across all Barrie secondary schools.

Status Quo

School	Capacity	Current Enrolment	Projected Enrolment				Percent of Capacity				
			2015	2016	2019	2024	Current	2015	2016	2019	2024
Eastview SS	1248	1401	1373	1370	1291	1323	112%	110%	110%	103%	106%
Barrie Central CI	1104	703	652	598	565	655	64%	59%	54%	51%	59%
Barrie North CI	1101	941	958	946	970	1022	85%	87%	86%	88%	93%
Bear Creek SS	1407	1441	1468	1491	1608	1776	102%	104%	106%	114%	126%
Innisdale SS	1122	1545	1603	1623	1784	1958	138%	143%	145%	159%	175%
Total**	5982	6031	6054	6028	6218	6734	101%	101%	101%	104%	113%

Proposed

School	Capacity	Current Enrolment	Projected Enrolment				Percent of Capacity				
			2015	2016	2019	2024	Current	2015	2016	2019	2024
Eastview SS	1248	1401	1373	1401	1324	1347	112%	110%	112%	106%	108%
Barrie Central CI	1104	703	652	-	-	-	64%	59%	-	-	-
Barrie North CI	1101	941	958	1282	1290	1408	85%	87%	99%	99%	108%
Bear Creek SS	1407	1441	1468	1491	1608	1776	102%	104%	106%	114%	126%
Innisdale SS	1122	1545	1603	1462	953	1103	138%	143%	130%	85%	98%
New SE Barrie ss	1005	-	-	396	1023	1075	-	-	39%	102%	107%
Total**	5982*	6031	6054	6032	6198	6709	101%	101%	99%	102%	110%

* Capacity in 2016 reflects the closure of BCCI, and a BNCL capacity of 1,299, equalling a total capacity of 6,081.

** Totals of Status Quo and Proposed do not equal due to retention rate rounding.

At the request of SCDSB staff, the Simcoe County Student Transportation Consortium (SCSTC) reviewed forecasted busing requirements for the proposed attendance areas effective September 2016. The proposed attendance areas for the secondary schools involved in the AAR will result in several requirements for revised transportation arrangements for the impacted schools. Currently, BCCI, BNC and ISS have a total of 36 round-trip Regular bus runs and 4 round-trip Program bus runs. The number of walking students totals approximately 1,100 students.

The proposed attendance areas would result in a total requirement of 33 round-trip Regular bus runs and 2 round-trip Program bus runs for the new south east Barrie secondary school, BNC and ISS combined. The number of walking student totals would be approximately 1,250 students. This results in a total decrease of 5 Regular and Program round-trip bus runs and an increase of approximately 150 walking students in 2016. Based on this analysis, it is anticipated to amount to approximately \$83,000 in annual cost savings.

It is also possible that costs may be further mitigated through additional bell time changes at other area schools that would allow for additional run tiering and the possible elimination of school vehicles. The SCSTC will be conducting a complete analysis on proposed efficiencies through bell time changes in the fall of 2015.

3. Comments and Concerns

The public meetings on November 27, 2014 and February 5, 2015, at BCCI and BNC respectively, were held for the purposes of consulting with the community and encouraging feedback regarding the proposal. Approximately 50 people attended the first public meeting and approximately 35 people attended the second public meeting.

Overall, very little feedback was received in regards to the attendance areas. With the exception of three email messages and two comment sheet submissions, all feedback was obtained via the public meetings. Popular concerns and inquiries were often about the closure of BCCI, number of portables needed, timing of the new school, and the quality of education during the transitions. A common comment was to delay the closure of BCCI until the opening of the new south east Barrie secondary school as there was concern that the targeted opening date of September 2016 was not achievable. A condensed summary of comments and concerns by the public and the accompanying responses can be found in APPENDIX I.

4. Conclusion

Due to the imminent closure of BCCI, the funding approval for a new south Barrie secondary school and addition at BNC, changing enrolment patterns in the city of Barrie, and anticipated development, a realignment of attendance areas is necessary.

The proposed attendance area changes will effectively accommodate students, including those with special needs requirements and those in the Extended French as a Second Language program. The attendance areas establish sustainable and balanced school populations over the long term for all of Barrie's secondary schools (and serving the surrounding rural areas), support student achievement through the opportunity of enhanced program provision, and they are also an effective and efficient use of board resources.

Staff does recognize that unforeseen circumstances and processes outside of the control of the SCDSB may impact the timing of the new south east Barrie secondary school. In the event that staff becomes aware that construction timelines and the targeted September 2016 opening of the new school cannot be met, staff will bring forward alternative accommodation strategies for the Board's consideration.

RECOMMENDATIONS

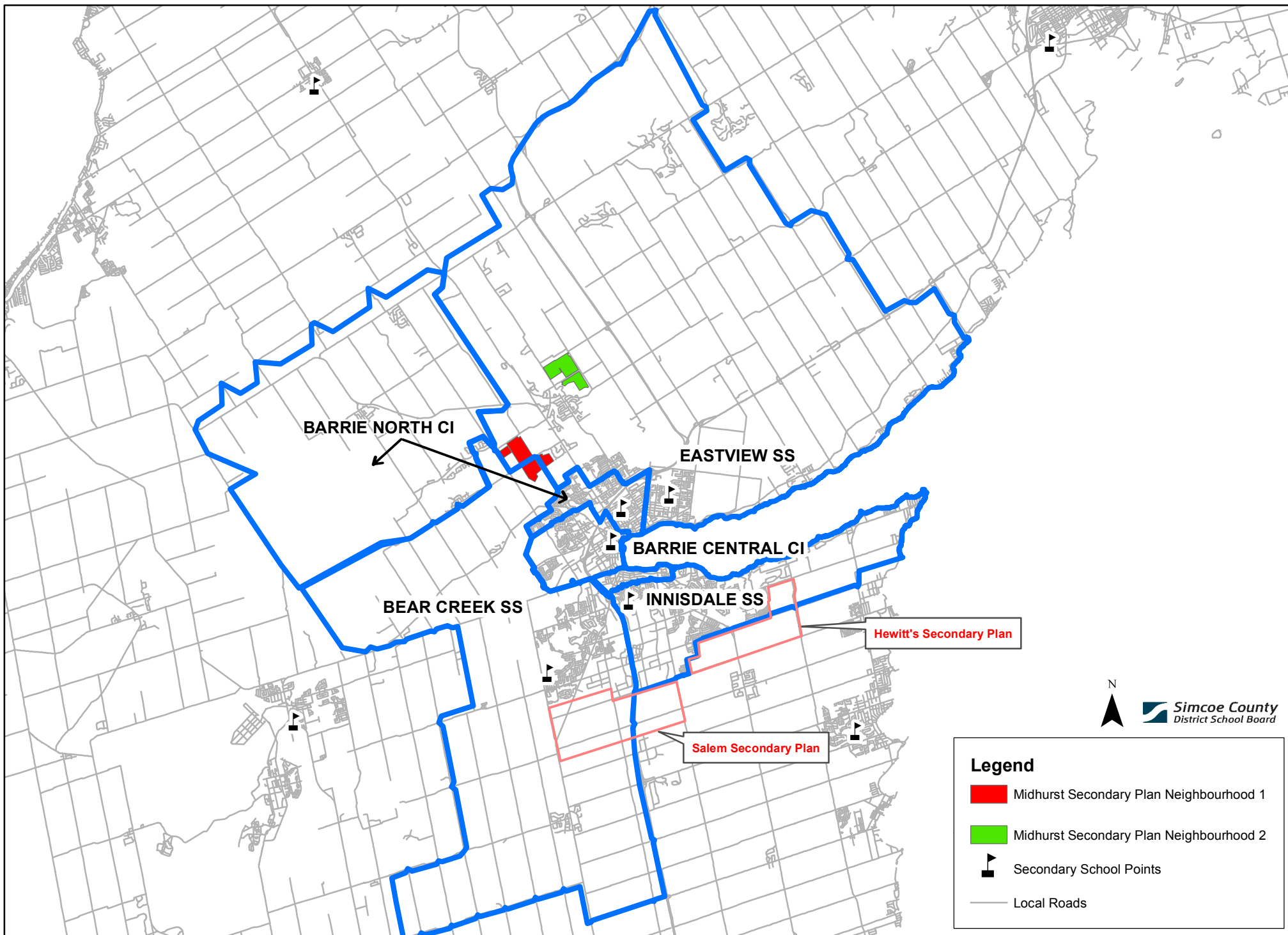
1. That the Business and Facilities Standing Committee recommend that the Board approve the proposed attendance areas effective September 2016, as set out in APPENDICES F and G in Report No. BF-D-1, Attendance Area Review (AAR): Barrie Secondary Schools, dated March 4, 2015.
2. That the Business and Facilities Standing Committee recommend that the Board approve the establishment of an Extended French as a Second Language program at Innisdale Secondary School effective September 2016, as set out in Report No. BF-D-1, Attendance Area Review (AAR): Barrie Secondary Schools, dated March 4, 2015.

Respectfully submitted by:

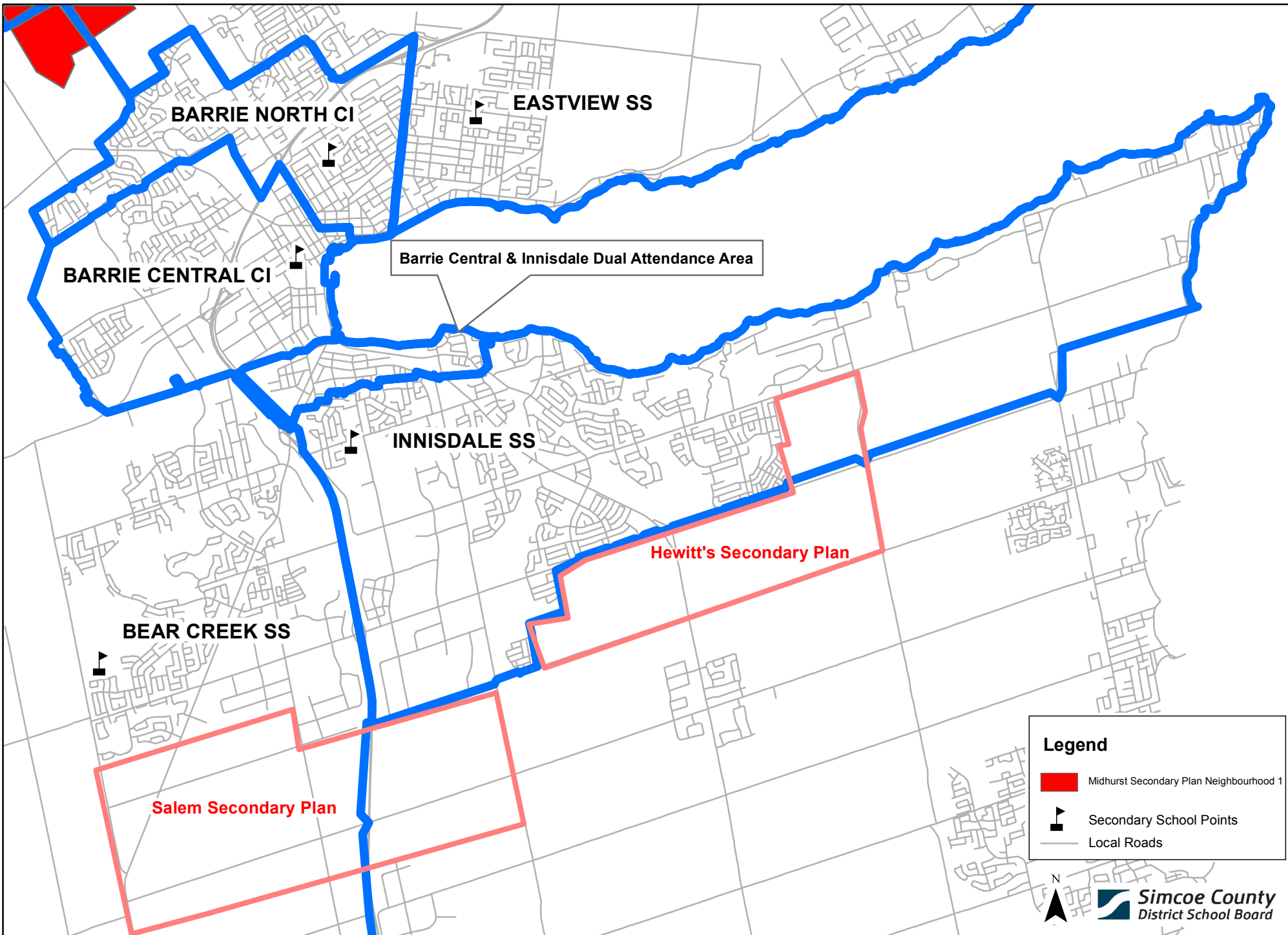
John Dance
Superintendent of Facility Services

March 4, 2015

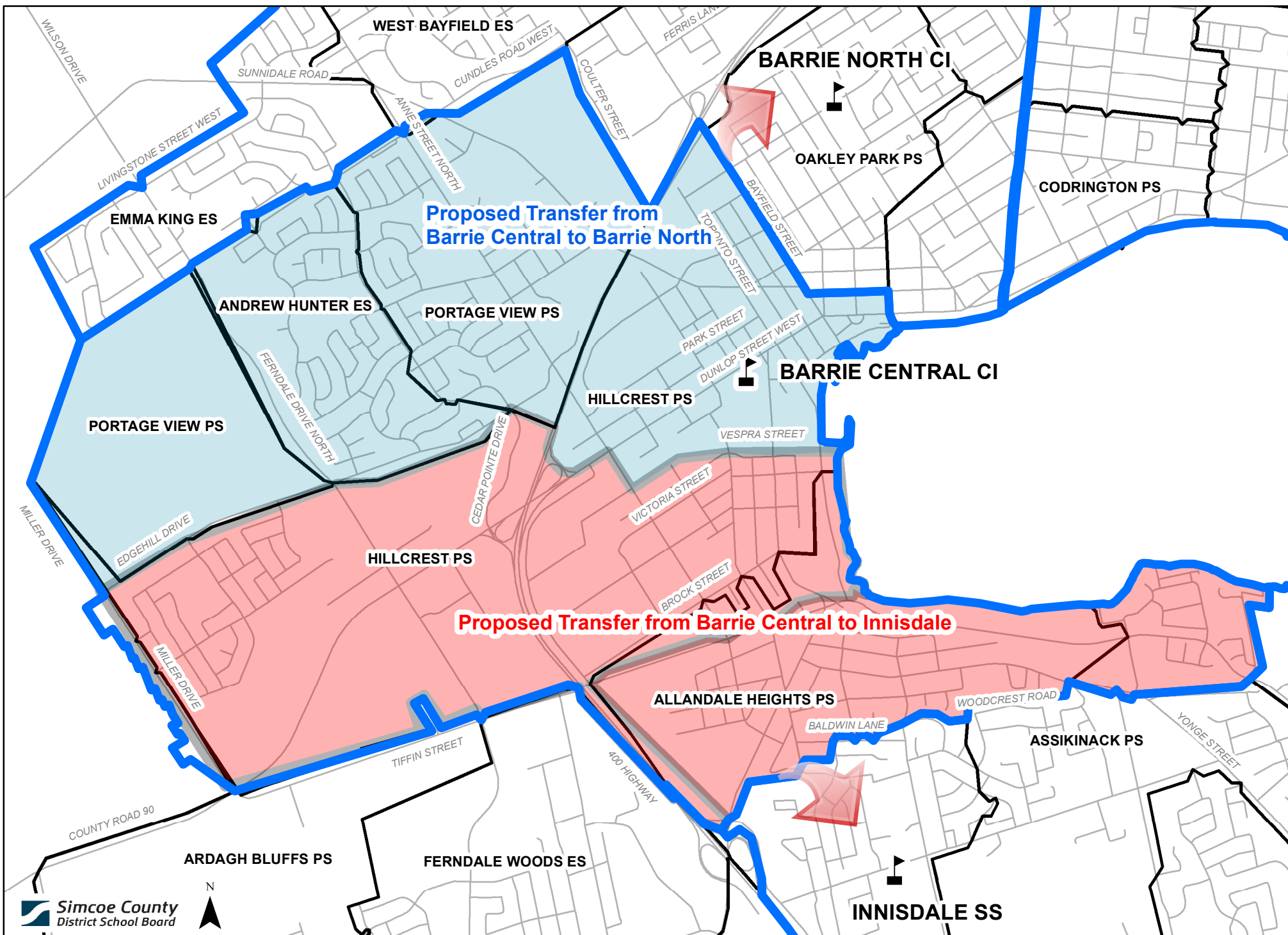
Current Attendance Areas



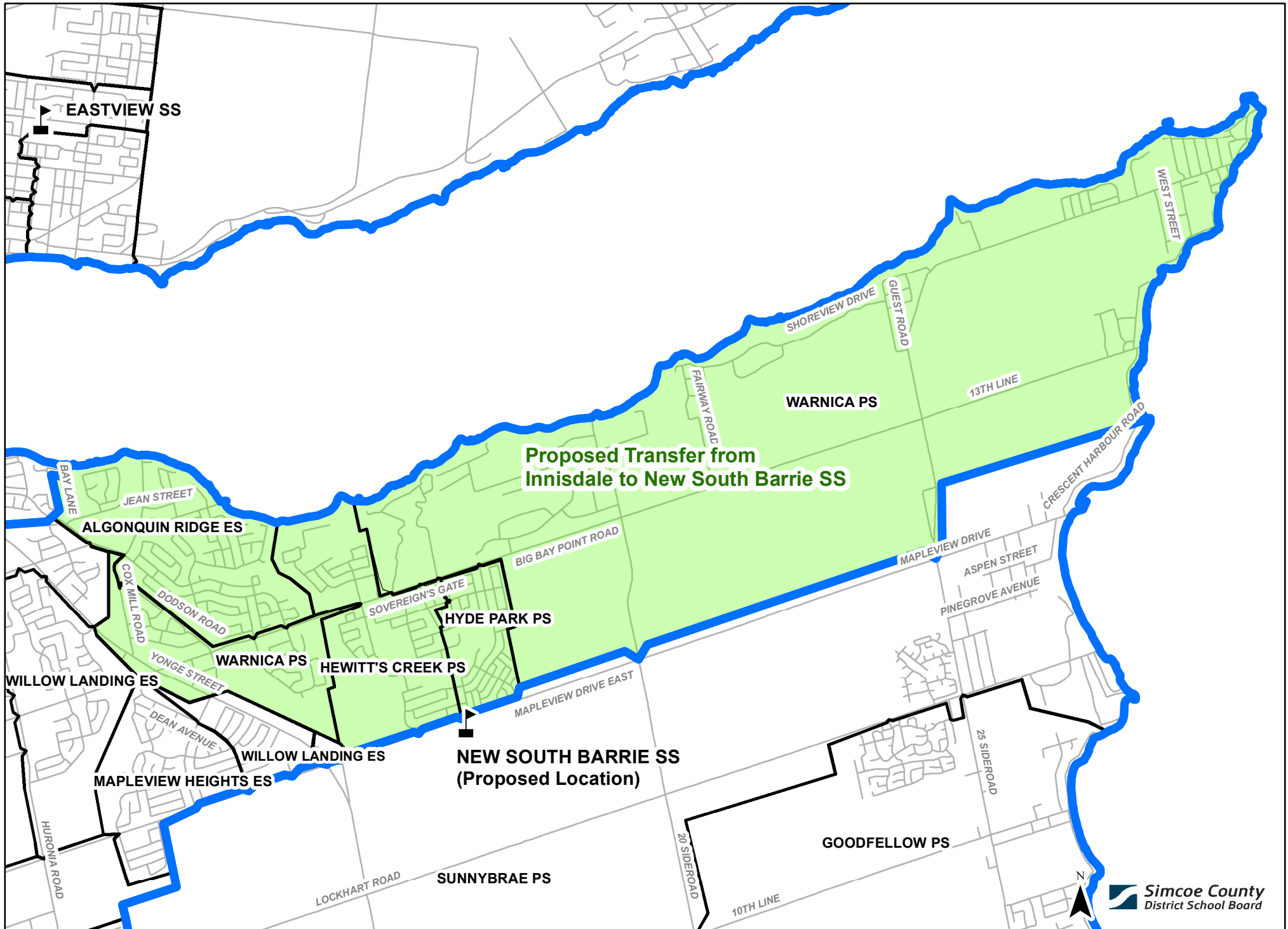
Current Attendance Areas



Proposed Transfer - Barrie Central CI



Proposed Transfer - Innisdale SS



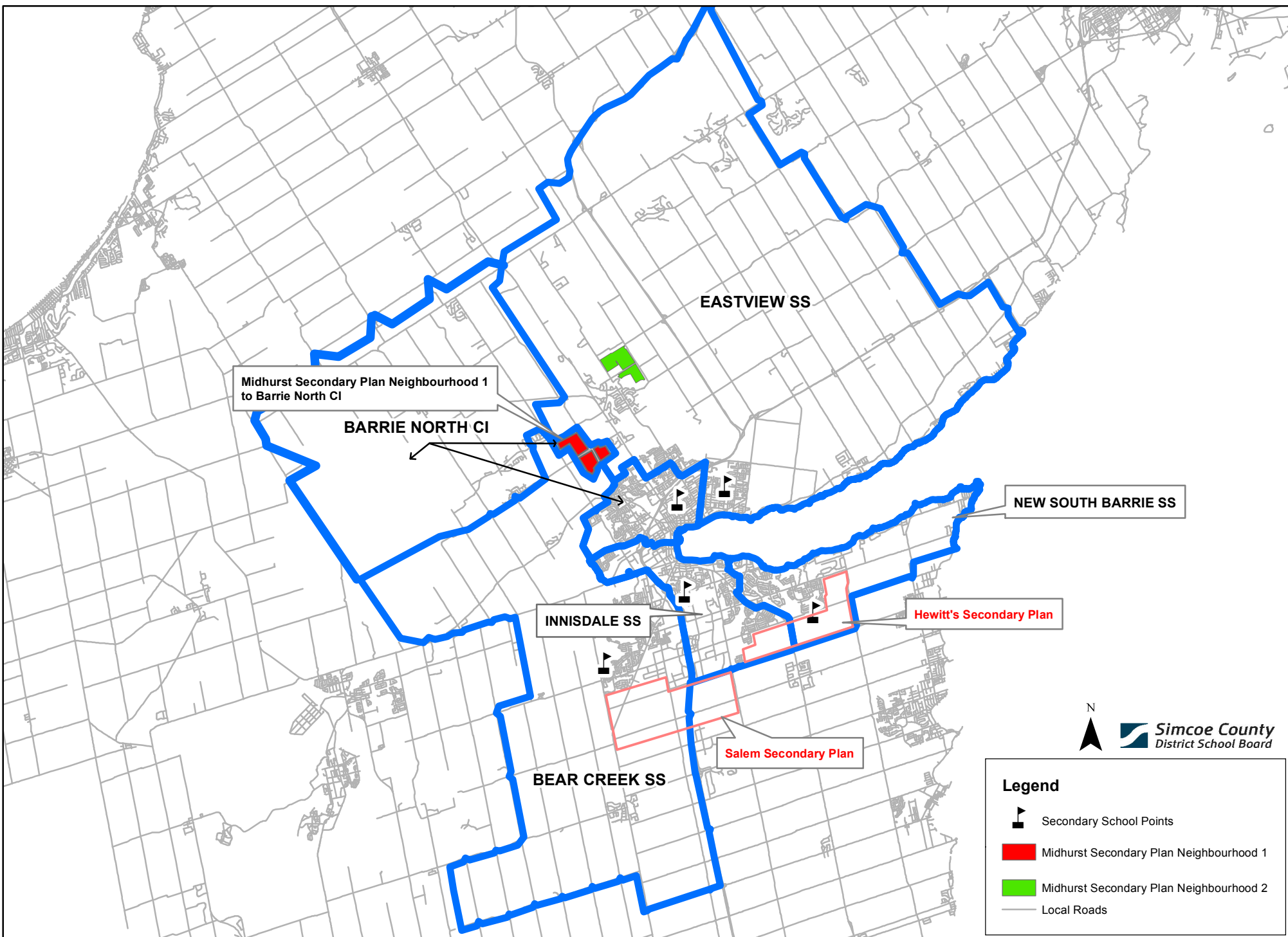
CURRENT ELEMENTARY FEEDER SCHOOLS FOR SECONDARY EFSL PROGRAM IN BARRIE

Barrie Central CI	Eastview SS	Bear Creek SS
Hillcrest PS	Forest Hill PS	Ardagh Bluffs PS (First cohort to Bear Creek in Sept 2017)
Allandale Heights PS Andrew Hunter ES Assikinack PS Codrington PS Cundles Heights PS Emma King ES Johnson Street PS Maple Grove PS Oakley Park PS Portage View PS Steele Street PS West Bayfield ES	Portion of Guthrie PS Minesing Central PS Shanty Bay PS Terry Fox ES W. R. Best Memorial PS	Angus Morrison ES Portion of Baxter Central PS Portion of Cookstown Central PS Ferndale Woods ES Holly Meadows ES Pine River ES Trillium Woods ES W.C. Little ES
Warnica PS		
Algonquin Ridge ES Hewitt's Creek PS Hyde Park PS Mapleview Heights ES Willow Landing ES		

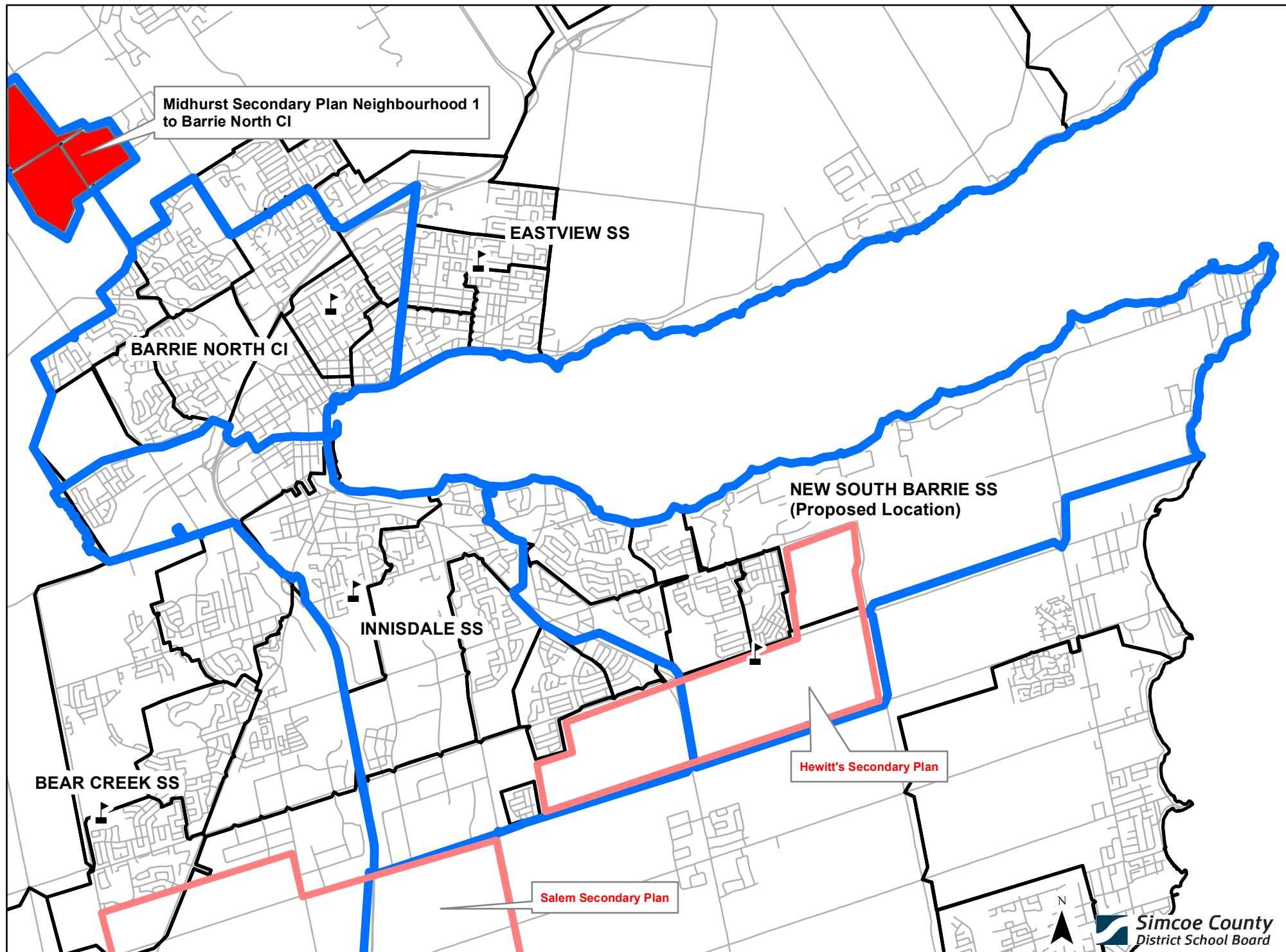
PROPOSED ELEMENTARY FEEDER SCHOOLS FOR SECONDARY EFSL PROGRAM IN BARRIE

Innisdale SS	Eastview SS	Bear Creek SS
Warnica PS	Forest Hill PS	Ardagh Bluffs PS (First cohort to Bear Creek in Sept 2017)
Algonquin Ridge ES Hewitt's Creek PS Hyde Park PS Mapleview Heights ES Willow Landing ES	Portion of Guthrie PS Minesing Central PS Shanty Bay PS Terry Fox ES W. R. Best Memorial PS	Angus Morrison ES Portion of Baxter Central PS Portion of Cookstown Central PS Ferndale Woods ES Holly Meadows ES
Hillcrest PS (West Portion)	Hillcrest PS (East Portion)	Pine River ES
Allandale Heights PS Assikinack PS	Andrew Hunter ES Codrington PS Cundles Heights PS Emma King ES Johnson Street PS Maple Grove PS Oakley Park PS Portage View PS Steele Street PS West Bayfield ES	Trillium Woods ES W.C. Little ES

Proposed Attendance Areas



Proposed Attendance Areas



Eastview Secondary School	
	Rate
Codrington	50%
Forest Hill	100%
Guthrie	80%
Johnson Street	100%
Maple Grove	60%
Shanty Bay	100%
Steele Street	100%
Terry Fox	100%
W.R. Best	100%

Barrie North Collegiate Institute	
	Rate
Andrew Hunter	100%
Codrington	50%
Cundles Heights	100%
Emma King	100%
Hillcrest	40%
Maple Grove	40%
Minesing	100%
Oakley Park	100%
Portage View	70%
West Bayfield	100%

Bear Creek Secondary School	
	Rate
Ardagh Bluffs	100%
Baxter Central	10%
Cookstown	30%
Ferndale Woods	100%
Holly Meadows	100%
Portage View	20%
Trillium Woods	100%
W.C. Little	100%
Salem Secondary Plan	

Innisdale Secondary School	
	Rate
Allandale Heights	100%
Assikinack	100%
Hillcrest	60%
Mapleview Heights	100%
Willow Landing	100%
Portion of Hewitt's Creek Secondary Plan	

New Barrie SE ss	
	Rate
Algonquin Ridge	100%
Hewitt's Creek	100%
Hyde Park	100%
Portion of Hewitt's Creek Secondary	

- * Baxter CPS also has students attend Banting MHS and Nottawasaga Pines SS
- * Cookstown CPS also has students attend Banting MHS, Bradford DHS and Nantyr Shores SS
- * Portage View PS also has students attend Nottawasaga Pines SS
- * Guthrie PS also has students attend Twin Lakes SS

Public Input Summary

	Concerns Raised	Response
1	What is the purpose of the AAR?	AAR's are a means to inform the community of the issues, for public consultation and to receive input. Input will go towards the report and be considered. The AAR is to determine where students will eventually go and timing is addressed through motions.
2	Inquiry about how public input is used for recommendations and presented to Trustees.	Input is considered and a summary is included in a final report brought to Trustees for decision prior to the end of March 2015.
3	Inquiry regarding timeline of AAR and associated policies.	All policies and APM's are available on the SCDSB public website (www.scdsb.on.ca). Report due before end of March. A second public meeting was provided.
4	Given previous business cases to ask for accommodation funding, what is purpose of this AAR other than a "moot point"?	There is no final decision on where students will attend and Trustees vote on possible outcomes as part of this process.
5	Can the process of completing the design, sending out and approving tenders and construction starting and completing be done in 17 months for Barrie North?	The SCDSB's plan is to conduct most of the construction in the courtyard area of Barrie North allowing classes to continue while the project is undertaken. Part of the plan is developing a contingency plan if a project is not able to be completed on time. Barrie North will continue to be included in the Capital Plan until funding is received.
6	What is the contingency plan if the board does not receive the funding in time to meet the Sept 2016 completion timeline for the upgrades at Barrie North?	The first step that the board must accomplish is the completion of the AAR, which determines which students will go where and this will result in the fleshing out of other plans.
7	Why is 100% of the consolidation funding being directed to North, when 50% or more of Central's population is being transferred to Innisdale?	Innisdale can accommodate the additional students within its current facility. Some additional space, renewal, and program needs are required at Barrie North.
8	Has the board begun the process of designing the addition to Barrie North and at what cost?	Design and Construction has begun the process of planning for the addition/ renovation but the architect has not completed work to date.

9	We would like a copy of the full business case provided to the MOE with the request for the \$21 million consolidation funding.	The text of the business case is available on the SCDSB public website as part of the November 3rd Business and Facilities report on Capital Consolidation Projects (Appendix A).
10	Will there be enough individual lockers for each student and will their belongings be safe?	Students may be required to share a locker as they have at other secondary schools.
11	If the board receives the fair market value of Barrie Central and Prince of Wales properties as stated, for what specific purposes will this money be used?	All sales of property are placed within a fund called "Proceeds of Disposition" (POD). This fund is applied through board motion to new capital priorities or other projects. The board has approximately \$130 million in deferred maintenance projects to complete.
12	We would like to see recent inspection reports for the portables currently at Innisdale, along with the inspection reports for the portables that would be considered for placement.	This is not public information and would be extremely costly to create - especially 1.5 years prior to implementation.
13	The parents in attendance at the AAR meeting made it very clear that they do not want their children moved until after the completion of the addition to Barrie North and the new south Barrie School. Will the SCDSB respect parents' wishes?	This will be a board decision. That said, if the decision is to keep Barrie Central open beyond June 2016 and there is a need for significant repair at Central - all of Central's students would be moved immediately to Barrie North creating a double shift school for the remainder of the school year.
14	What plans are in place to ensure vulnerable and at-risk students, e.g., those with extensive IEP's, will be adequately supported during the transfer?	The best people to create a transition plan for vulnerable students are at the school. Therefore the school will develop transition plans for vulnerable students to support their move.
15	What will the SCDSB do if a secondary school is in fact needed as the population of the Barrie core increases?	Currently there is no indication that the type of residential growth occurring in the "downtown" is generating pupils. If at some future point the board requires land - the board would appropriate land and build a secondary school.

16	Won't the Midhurst Secondary Plan development cause more overcrowding at Barrie Secondary Schools?	Schools are not funded and/or built until students exist. Based on secondary low/medium density pupil yields for the area (0.10 which equals 10 students per 100 households), this development will generate approximately 400 secondary students if/ when fully built out in 15 years time and will support declining population in the future.
17	If attendance boundaries were adjusted correctly, all 5 of the schools could remain open with at or near capacity and still allow for the addition of the new south Barrie school in the proposed growth annexed area. Was a request sent to the Ministry to help "right size" the over capacity situation in 3/5 of Barrie's schools? If not, has the SCDSB considered this as an option?	Barrie Central's core population is not sustainable for a full comprehensive program. Changing boundaries does not change that fact. Moving students into the city core from outside pulls them from their neighbourhoods. Please review the Capital Plans found under Board in the public website to review the efforts taken over the years to resolve the accommodation issues in Barrie's secondary schools.
18	Has a recent School Climate survey been done and what are the results?	School climate surveys are not released to the public other than in summary reports.
19	Concern about resources and staffing at Innisdale in the future.	With additional students come additional staff. Staffing levels are directly related to the # of students.
20	Parents are concerned about safety at schools when additional students are added in 2016.	As per the recent report provided to the Save Barrie Central group by the Barrie Fire Department - this is not an issue.
21	Concern about Barrie Central selling before it is closed.	If the building is sold provisions and conditions would be in place so that possession could not occur until students have vacated.
22	Can the EFSL program not be established at Innisdale?	EFSL is being considered at Innisdale.
23	Concern about the track and field orientation at Barrie North.	Goal is to move field from east/west to north/south and the field would not be lost.
24	Concern about students being transferred losing athletic eligibility.	Students transferred due to this process would not be affected.
25	Concerns about school culture and concern about "imported students" from Barrie Central.	Schools will have transition activities and teachers and principals will work with students.
26	Can the impact on students of overcrowding be studied more closely?	It can be argued that many schools are over capacity, but this is the reason the Capital Plan exists.

27	Concerns over washroom capacity at Innisdale.	Currently there is sufficient capacity. Board staff will work with City of Barrie building department staff to ensure all requirements are met.
28	Are there contingency plans if the new school is delayed?	Staff are moving forward with the original target opening date. If it becomes apparent this target can not be met, staff will bring forward accommodation strategies for the Board's consideration at that time.
29	What is the status of the expropriation and Hearing of Necessity?	The landowners of the proposed new school site have withdrawn their request for a Hearing of Necessity.

TO: The Chairperson and Members of the
Business and Facilities Standing Committee

FROM: Superintendent of Facility Services

SUBJECT: **NOTICE OF MOTION FROM THE FEBRUARY 4, 2015 BUSINESS AND
FACILITIES STANDING COMMITTEE MEETING**

1. **Background**

In accordance with Article II: Notices of Motion of the Board By-laws, Trustee Wayne Clements gave NOTICE OF MOTION at the Business and Facilities Standing Committee meeting of February 4, 2015, to introduce the following motion at the next Business and Facilities Standing Committee meeting.

Moved by Wayne Clements
Seconded by Kathleen Aikins

That the sale of Barrie Central be put on hold until there are no longer any students attending class at the school.

Respectfully submitted by:

John Dance
Superintendent of Facility Services

March 4, 2015

TO: The Chairperson and Members of the
Business and Facilities Standing Committee

FROM: Superintendent of Facility Services

SUBJECT: **NOTICE OF MOTION FROM THE FEBRUARY 4, 2015 BUSINESS AND
FACILITIES STANDING COMMITTEE MEETING**

1. **Background**

In accordance with Article II: Notices of Motion of the Board By-laws, Trustee Wayne Clements gave NOTICE OF MOTION at the Business and Facilities Standing Committee meeting of February 4, 2015, to introduce the following motion at the next Business and Facilities Standing Committee meeting.

Moved by Wayne Clements
Seconded by Kathleen Aikins

That classes at Barrie Central continue until such time as the new school (South Barrie Secondary School) is ready for the students.

Respectfully submitted by:

John Dance
Superintendent of Facility Services

March 4, 2015

TO: The Chairperson and Members of the
Business and Facilities Standing Committee

FROM: Director of Education

SUBJECT: **MISSION STATEMENT, VISION STATEMENT AND VALUES**

1. **Background**

The Simcoe County District School Board's (SCDSB) current mission statement was approved in 1996 as part of the strategic plan as follows:

"The mission of the Simcoe County District School Board, serving diverse, growing urban and rural communities in the Huronia and Georgian Bay region, is to ensure students reach their full potential to become responsible and contributing members of an ever-changing global society through quality programs which develop the skills of lifelong learning in a safe, caring environment enhanced by community support."

In April 2014 the Ministry of Education released *Achieving Excellence: A Renewed Vision for Education in Ontario*. In order to ensure that our mission statement reflects the objectives outlined in the document as well as reflecting our communities' input, it was felt that our mission statement needed to be renewed. This renewal also provided the opportunity to create a vision and values for the SCDSB.

By capturing the essence of our purpose, the renewed mission statement, new vision statement and values will provide a foundation that will guide the review of the Simcoe Path Strategic Plan during the 2014-15 school year.

A draft Mission, Vision and Values document was developed based on input gathered during the 2013-14 school year and feedback received from Trustees. A survey was developed and shared with external and internal stakeholders to gather feedback on the draft mission statement, vision statement options and values. The following methods were used to share the drafts and the opportunity to take the survey:

- News release to media and social media
- Template materials for schools and managers to use with staff, students and parents
- A newsletter article in the November newsletter article package for schools
- Articles in the staff e-newsletter
- Presentations to various committees
- Flyers provided to local libraries and community centres
- Email to community partners

In total, more than 400 responses were received. The responses reflect good representation from stakeholder groups and provided trend information regarding views on the drafts. Both the draft mission statement and values received strong support. There was no clearly favoured vision statement of the three options presented.

2. Current Status

The results of the consultation were shared with the Board of Trustees at the November 26, 2014 meeting in Report No. D-7-a, Simcoe County District School Board Vision/Mission Statement, attached as APPENDIX A. At that time, it was indicated that the Director would gather a representative group of individuals from across the board to review the results and reach a consensus on what the mission, vision and values for the Simcoe County District School Board should be. This group reviewed the consultation results and other feedback and used that information to finalize the recommendation to the Board.

3. Conclusion

The proposed new mission and vision statements for the Simcoe County District School Board are as follows:

Mission Statement

We inspire and empower learning for life.

Vision Statement

A community of learners achieving full potential.

The proposed values represent the existing SCDSB character attributes: caring, cooperation, courage, empathy, honesty, inclusiveness, integrity, optimism, respect and responsibility.

RECOMMENDATION

That the Business and Facilities Standing Committee recommend that the Board approve the mission and vision statements and values, as set out in Report No. BF-D-4, Mission Statement, Vision Statement and Values, dated March 4, 2015.

Respectfully submitted by:

Kathryn Wallace
Director of Education

March 4, 2015

TO: The Chairperson and Members of the
Simcoe County District School Board

FROM: Director of Education

SUBJECT: **SIMCOE COUNTY DISTRICT SCHOOL BOARD VISION**
/MISSION STATEMENT

1. **Background**

The Simcoe County District School Board's (SCDSB) current mission statement was approved in 1996 as part of the strategic plan. The mission statement needs to be renewed to reflect the innovation occurring in education and to summarize the purpose of the SCDSB in a concise, memorable statement. This renewal will also provide an opportunity to outline the vision for the SCDSB—the ideal future state we are working towards.

By capturing the essence of our purpose, the renewed mission and vision statements will provide a foundation that will guide the review of the *Simcoe Path Strategic Plan* during the 2014-15 school year.

2. **Current Status**

A draft Mission, Vision and Values document was developed based on input gathered during the 2013-14 school year and feedback received from Trustees. A survey was developed and shared with external and internal stakeholders to gather feedback on the draft mission statement, vision statement options and values. The following methods were used to share the drafts and the opportunity to take the survey:

- News release to media and social media
- Template materials for schools and managers to use with staff, students and parents
- A newsletter article in the November newsletter article package for schools
- Articles in the staff e-newsletter
- Presentations to various committees
- Flyers provided to local libraries and community centres
- Email to community partners

In total, more than 400 responses were received. The responses reflect good representation from stakeholder groups and provide trend information regarding views on the drafts.

REPORT NO. BF-D-4
APPENDIX A-2
MARCH 4, 2015

~~REPORT NO. D-7 a~~
~~NOVEMBER 26, 2014~~

3. Next Steps

The initial plan was to bring a final recommendation to the Board of Trustees at the November 26, 2014 Board Meeting. While there is strong support for our draft mission statement and values, there is not a clear favoured vision statement among the options provided. In addition, respondents provided significant insight through the open-ended responses that can be used to determine the final recommendations for both the mission and vision statements.

Therefore, the plan now is to form a committee to review the results and come to a consensus on what the Mission, Vision and Values for the Simcoe County District School Board should be.

The recommended Mission, Vision and Values will be presented to the Board of Trustees in early 2015.

4. Report Status

This report is provided as information.

Approved for submission by:

Kathryn Wallace
Director of Education

November 26, 2014

TO: The Chairperson and Members of the
Business and Facilities Standing Committee

FROM: Superintendent of Business Services

SUBJECT: **REVISION TO POLICY 4121 – CONTINUING EDUCATION**

1. Background

Policy No. 4121 – Continuing Education was adopted by the Board on January 10, 1990. The most recent version is attached as APPENDIX A.

2. Current Status

Proposed revisions to Policy No. 4121 are attached as APPENDIX B. The revisions have been made to update the policy and reflect current Board practices. These revisions are represented in APPENDIX C.

RECOMMENDATION

That the Business and Facilities Standing Committee recommend that the Board approve the revisions to Policy 4121 – Continuing Education, as set out in APPENDIX C of Report No. BF-D-5, Revision to Policy 4121 – Continuing Education, dated March 4, 2015.

Respectfully submitted by:

Brian Jeffs
Superintendent of Business Services

March 4, 2015



**CURRICULUM AND
INSTRUCTION**

4100

**CONTINUING
EDUCATION**

4121

1. Rationale

The Simcoe County District School Board recognizes and acknowledges that residents of all ages wish to engage in purposeful learning activities throughout their lifetimes.

The Board further acknowledges the value of continuing education programs and services to support student achievement and learner pathways in a fiscally responsibly manner.

The Board also recognizes the positive benefits such courses can provide to the well being of all citizens within its jurisdiction and the fact that a properly organized continuing education program results in effective use of facilities, equipment and resources.

2. Policy Statement

It is the policy of the Simcoe County District School Board to develop and promote continuing education programs, given sufficient enrolment and availability of resources that will enable all residents of the Simcoe County District School Board's area of jurisdiction to expand their educational experience in both credit and non-credit areas outside the regular day school program.

These programs, where feasible, shall be developed in consultation with other agencies providing continuing education programs within Simcoe County in order to avoid unnecessary duplication and to provide the most comprehensive program of continuing education courses possible to all citizens.

Continuing education programs may include the following:

2.1 credit courses for adults and approved secondary school students in evening classes and in daytime continuing education programs;

2.2 non-credit English as a second language (ESL);

2.3 literacy and basic skills;

CURRICULUM AND INSTRUCTION 4100

CONTINUING EDUCATION 4121

Page 2

- 2.4 adult citizenship and language training;
- 2.5 driver education;
- 2.6 international language programs;
- 2.7 summer school credit courses;
- 2.8 remedial programs;
- 2.9 correspondence credit courses;
- 3.0 government funded programs and services that align with organizational goals.

3. Guidelines

3.1 Costs

- 3.1.1 Continuing education courses shall be provided within an annual operating budget approved by the Board.
- 3.1.2 Continuing education courses will be offered as economically as possible with the intent to recover instructional costs through available legislative grants and where permissible by the charging of fees.
- 3.1.3 General interest courses will be offered at no cost to the Board.

3.2 Course Offerings

- 3.2.1 Continuing education courses may be offered after consideration of the needs and interests of the local community, the availability of teaching staff, resources and facilities, sufficient enrolment and consultation with other agencies providing continuing education programs in Simcoe County.
- 3.2.2 Continuing education courses will follow Ministry of Education regulations and curriculum guidelines where they exist.

CURRICULUM AND 4100 INSTRUCTION

CONTINUING EDUCATION

4121

Page 3

3.2.3 Continuing education courses not subject to Ministry of Education regulations and guidelines will follow regulations and procedures established by the Director of Education.

3.3 Staff Qualifications

3.3.1 Teachers of continuing education courses will have qualifications specified by Ministry of Education regulations.

3.3.2 Teachers of courses where no such regulations exist will have qualifications acceptable to the Simcoe County District School Board.

3.4 Course Locations

3.4.1 Courses will be offered in board facilities where possible subject to the availability of space.

3.4.2 Locations, other than board facilities that meet the needs of the programs, courses and students, may be used at the discretion of the Director of Education.

3.5 Externally Funded Programs

At the discretion of the Director of Education externally funded programs may be introduced in order to provide various learning and work experiences that are not available through board or ministry of education funded programs.

3.6 Reports to the Board

The Director of Education shall provide information to the Board on the status of the continuing education budget as part of the on-going expenditure reporting schedule.

4. Administrative Procedures

The Director of Education is authorized to establish procedures to implement this policy.

ADOPTED JANUARY 10, 1990
REVISED OCTOBER 22, 2003
REVISED NOVEMBER 24, 2010



**CURRICULUM AND
INSTRUCTION**

4100

**CONTINUING
EDUCATION**

4121

1. Rationale

The Simcoe County District School Board recognizes and acknowledges that residents of all ages wish to engage in purposeful learning activities throughout their lifetimes.

The Board further acknowledges the value of continuing education programs and services to support student achievement and learner pathways in a fiscally responsible manner.

The Board also recognizes the positive benefits such courses can provide to the well being of all citizens within its jurisdiction and the fact that a properly organized continuing education program results in effective use of facilities, equipment and resources.

2. Policy Statement

It is the policy of the Simcoe County District School Board to develop and promote continuing education programs, given sufficient enrolment and availability of resources that will enable all residents of the Simcoe County District School Board's area of jurisdiction to expand their educational experience in both credit and non-credit areas outside the regular day school program.

These programs, where feasible, shall be developed in consultation with other agencies providing continuing education programs within Simcoe County in order to avoid unnecessary duplication and to provide the most comprehensive program of continuing education courses possible to all citizens.

Continuing education programs may include the following:

2.1 credit courses for adults and approved secondary school students in evening classes, **weekend**, and in daytime continuing education programs;

2.2 non-credit English as a second language (ESL);

2.3 literacy and basic skills;

CURRICULUM AND INSTRUCTION 4100

CONTINUING EDUCATION 4121

Page 2

2.4 adult citizenship and language training;

2.5 driver education;

2.6 international language programs;

2.7 summer school credit courses;

2.8 remedial programs;

Self Study:

2.9 correspondence/eLearning credit courses;

3.0 Adult Native Language Courses

3.1~~0~~ government funded programs and services that align with organizational goals.

3. Guidelines

3.1 Costs

3.1.1 Continuing education courses shall be provided within an annual operating budget approved by the Board.

3.1.2 Continuing education courses will be offered as economically as possible with the intent to recover instructional costs through available legislative grants and where permissible by the charging of fees.

3.1.3 General interest courses will be offered at no cost to the Board.

3.2 Course Offerings

3.2.1 Continuing education courses may be offered after consideration of the needs and interests of the local community, the availability of teaching staff, resources and facilities, sufficient enrolment and consultation with other agencies providing continuing education programs in Simcoe County.

3.2.2 Continuing education courses will follow Ministry of Education regulations and curriculum guidelines where they exist.

CURRICULUM AND 4100 INSTRUCTION

CONTINUING EDUCATION 4121

Page 3

3.2.3 Continuing education courses not subject to Ministry of Education regulations and guidelines will follow regulations and procedures established by the Director of Education.

3.3 Staff Qualifications

3.3.1 Teachers of continuing education courses will have qualifications specified by Ministry of Education regulations.

3.3.2 Teachers of courses where no such regulations exist will have qualifications acceptable to the Simcoe County District School Board.

3.4 Course Locations

3.4.1 Courses will be offered in board facilities where possible subject to the availability of space.

3.4.2 Locations, other than board facilities that meet the needs of the programs, courses and students, may be used at the discretion of the Director of Education.

3.5 Externally Funded Programs

At the discretion of the Director of Education externally funded programs may be introduced in order to provide various learning and work experiences that are not available through board or ministry of education funded programs.

3.6 Reports to the Board

The Director of Education shall provide information to the Board on the status of the continuing education budget as part of the on-going expenditure reporting schedule.

4. Administrative Procedures

The Director of Education is authorized to establish procedures to implement this policy.

ADOPTED JANUARY 10, 1990
REVISED OCTOBER 22, 2003
REVISED NOVEMBER 24, 2010
REVISED MARCH 25, 2015

CURRICULUM AND INSTRUCTION 4100**CONTINUING EDUCATION 4121**

1. Rationale

The Simcoe County District School Board recognizes and acknowledges that residents of all ages wish to engage in purposeful learning activities throughout their lifetimes.

The Board further acknowledges the value of continuing education programs and services to support student achievement and learner pathways in a fiscally responsible manner.

The Board also recognizes the positive benefits such courses can provide to the well-being of all citizens within its jurisdiction and the fact that a properly organized continuing education program results in effective use of facilities, equipment and resources.

2. Policy

It is the policy of the Simcoe County District School Board to develop and promote continuing education programs, given sufficient enrolment and availability of resources that will enable all residents of the Simcoe County District School Board's area of jurisdiction to expand their educational experience in both credit and non-credit areas outside the regular day school program.

These programs, where feasible, shall be developed in consultation with other agencies providing continuing education programs within Simcoe County in order to avoid unnecessary duplication and to provide the most comprehensive program of continuing education courses possible to all citizens.

Continuing education programs may include the following:

- 2.1 credit courses for adults and approved secondary school students in evening classes, weekend, and in daytime continuing education programs;
- 2.2 non-credit English as a second language (ESL);
- 2.3 literacy and basic skills;
- 2.4 adult citizenship and language training;
- 2.5 driver education;
- 2.6 international language programs;
- 2.7 summer school credit courses;
- 2.8 remedial programs;

CURRICULUM AND INSTRUCTION	4100
CONTINUING EDUCATION	4121

Page 2

Self Study:

- 2.9 correspondence/eLearning credit courses;
- 3.0 Adult Native Language Courses;
- 3.1 government funded programs and services that align with organizational goals.

3. Guidelines

3.1 Costs

- 3.1.1 Continuing education courses shall be provided within an annual operating budget approved by the Board.
- 3.1.2 Continuing education courses will be offered as economically as possible with the intent to recover instructional costs through available legislative grants and where permissible by the charging of fees.
- 3.1.3 General interest courses will be offered at no cost to the Board.

3.2 Course Offerings

- 3.2.1 Continuing education courses may be offered after consideration of the needs and interests of the local community, the availability of teaching staff, resources and facilities, sufficient enrolment and consultation with other agencies providing continuing education programs in Simcoe County.
- 3.2.2 Continuing education courses will follow Ministry of Education regulations and curriculum guidelines where they exist.
- 3.2.3 Continuing education courses not subject to Ministry of Education regulations and guidelines will follow regulations and procedures established by the Director of Education.

3.3 Staff Qualifications

- 3.3.1 Teachers of continuing education courses will have qualifications specified by Ministry of Education regulations.
- 3.3.2 Teachers of courses where no such regulations exist will have qualifications acceptable to the Simcoe County District School Board.

CURRICULUM AND INSTRUCTION 4100

CONTINUING EDUCATION 4121

Page 3

3.4 Course Locations

3.4.1 Courses will be offered in board facilities where possible subject to the availability of space.

3.4.2 Locations, other than board facilities that meet the needs of the programs, courses and students, may be used at the discretion of the Director of Education.

3.5 Externally Funded Programs

At the discretion of the Director of Education externally funded programs may be introduced in order to provide various learning and work experiences that are not available through board or ministry of education funded programs.

3.6 Reports to the Board

The Director of Education shall provide information to the Board on the status of the continuing education budget as part of the on-going expenditure reporting schedule.

4. Administrative Procedures

The Director of Education is authorized to establish procedures to implement this policy.

**ADOPTED JANUARY 10, 1990
REVISED OCTOBER 22, 2003
REVISED NOVEMBER 24, 2010
REVISED MARCH 25, 2015**

TO: The Chairperson and Members of the
Business and Facilities Standing Committee

FROM: Superintendent of Business Services

SUBJECT: **REVISION TO POLICY 3140 – HEALTH AND SAFETY**

1. Background

Policy No. 3140 – Health and Safety was adopted by the Board on October 26, 1994. The most recent version is attached as APPENDIX A.

2. Current Status

Proposed revisions to Policy No. 3140 are attached as APPENDIX B. The revisions have been made to update the policy and reflect current Board practices. These revisions are represented in APPENDIX C.

RECOMMENDATION

That the Business and Facilities Standing Committee recommend that the Board approve the revisions to Policy 3140 – Health and Safety, as set out in APPENDIX C of Report No. BF-D-6, Revision to Policy 3140 – Health and Safety, dated March 4, 2015.

Respectfully submitted by:

Brian Jeffs
Superintendent of Business Services

March 4, 2015



1. Rationale

The Simcoe County District School Board recognizes the need to provide a healthy and safe environment for all of its employees.

The Board reaffirms its commitment to undertake initiatives to promote health and safety in the workplace in order to ensure the continued implementation of the Occupational Health and Safety Act.

The Board is also committed to promoting programs that support certification training for specified personnel, where appropriate and, where feasible.

2. Policy

It is the policy of the Simcoe County District School Board to adhere to the responsibilities placed upon it by the Occupational Health and Safety Act and to take every reasonable precaution to prevent personal injury, and to provide and maintain a safe, healthy and secure working environment for all of its employees.

3. Guidelines

- 3.1 The development of a safe working environment is dependent upon the joint efforts of workers and management and, to this end, the Board will encourage and support the implementation and maintenance of a joint health and safety committee.
- 3.2 All principals, managers and supervisors must accept responsibility for ensuring the implementation of all health and safety legislation and for ensuring practices that promote compliance with board safety policies and procedures are in place.
- 3.3 Employees must perform their jobs in accordance with established safety procedures and must actively participate in the protection of fellow employees.
- 3.4 Employees must report all unsafe conditions and are encouraged to make suggestions for the improvement of the health and safety conditions in the workplace.
- 3.5 No action will be taken against an employee if he/she genuinely reports an unsafe condition which, in turn, is found to meet all health and safety guidelines.

4. Implementation

The Director of Education is authorized to provide the administrative procedures necessary to implement this policy.

APPROVED OCTOBER 26, 1994
REVISED JUNE 21, 2006
REVISED FEBRUARY 23, 2011



GENERAL	3100
HEALTH AND SAFETY	3140

1. Rationale

The Simcoe County District School Board recognizes the need to provide a healthy and safe environment for all of its employees.

The Board reaffirms its commitment to undertake initiatives to promote health and safety in the workplace in order to ensure the continued implementation of the Occupational Health and Safety Act.

The Board is also committed to promoting programs that support certification training for specified personnel, where appropriate and, where feasible.

2. Policy

It is the policy of the Simcoe County District School Board to adhere to the responsibilities placed upon it by the Occupational Health and Safety Act and to take every reasonable precaution to prevent personal injury, and to provide and maintain a safe, healthy and secure working environment for all of its employees.

3. Guidelines

- 3.1 The development of a safe working environment is dependent upon the joint efforts of workers and management and, to this end, the Board will encourage and support the implementation and maintenance of a joint health and safety committee.
- 3.2 All principals, managers and supervisors must accept responsibility for ensuring the implementation of all health and safety legislation and for ensuring practices that promote compliance with board safety policies and procedures are in place.
- 3.3 Employees must perform their jobs in accordance with established safety procedures and must actively participate in the protection of fellow employees.
- 3.4 Employees must report all unsafe conditions and are encouraged to make suggestions for the improvement of the health and safety conditions in the workplace.
- 3.5 No action will be taken against an employee if he/she genuinely reports an unsafe condition which, in turn, is found to meet all health and safety guidelines.

4. Implementation

The Director of Education is authorized to provide the administrative procedures necessary to implement this policy.

**APPROVED OCTOBER 26, 1994
REVISED JUNE 21, 2006
REVISED FEBRUARY 23, 2011
REVISED MARCH 25, 2015**

GENERAL 3100**HEALTH AND SAFETY 3140**

1. Rationale

The Simcoe County District School Board recognizes the need to provide a healthy and safe environment for all of its employees.

The Board reaffirms its commitment to undertake initiatives to promote health and safety in the workplace in order to ensure the continued implementation of the Occupational Health and Safety Act.

The Board is also committed to promoting programs that support certification training for specified personnel, where appropriate and, where feasible.

2. Policy

It is the policy of the Simcoe County District School Board to adhere to the responsibilities placed upon it by the Occupational Health and Safety Act and to take every reasonable precaution to prevent personal injury, and to provide and maintain a safe, healthy and secure working environment for all of its employees.

3. Guidelines

3.1 The development of a safe working environment is dependent upon the joint efforts of workers and management and, to this end, the Board will encourage and support the implementation and maintenance of a joint health and safety committee.

3.2 All principals, managers and supervisors must accept responsibility for ensuring the implementation of all health and safety legislation and for ensuring practices that promote compliance with board safety policies and procedures are in place.

3.3 Employees must perform their jobs in accordance with established safety procedures and must actively participate in the protection of fellow employees.

3.4 Employees must report all unsafe conditions and are encouraged to make suggestions for the improvement of the health and safety conditions in the workplace.

3.5 No action will be taken against an employee if he/she reports an unsafe condition which, in turn, is found to meet all health and safety guidelines.

4. Implementation

The Director of Education is authorized to provide the administrative procedures necessary to implement this policy.

APPROVED OCTOBER 26, 1994
REVISED JUNE 21, 2006
REVISED FEBRUARY 23, 2011
REVISED MARCH 25, 2015

TO: The Chairperson and Members of the
Business and Facilities Standing Committee

FROM: Superintendent of Facility Services

SUBJECT: **CAPITAL PLAN – 2014**

1. Background

The Capital Plan provides the framework for school facilities and their use, while providing the Board with references related to accommodation through enrolment, program and building condition. The 2014 Capital Plan will continue to build on previous plans, more specifically the 2013 Capital Plan. The 2014 Capital Plan will extend to 2019, a five year horizon to incorporate initiatives. The 2014 Capital Plan will also act as a concise and thorough reference that will support inclusive, equitable and safe learning and working environments throughout the board through its multi-year goals and directions.

The Board received Report No. BF-1-2 Capital Plan 2014 – Introduction, dated January 7, 2015, that provided an update on recommendations from the 2012 and 2013 Capital Plan. The report was an introduction to the Board and provided notice that the 2014 Capital Plan will be presented in March 2014. At the February 4, 2015 Business and Facilities Standing Committee meeting, a presentation was made reflecting the new sections of the 2014 Capital Plan. Further to providing updated references, the Capital Plan is part of the ongoing practice that also provides the basis for the submission of capital priorities to the Ministry of Education.

The 2014 Capital Plan will provide a clear direction on what the board deems necessary to address accommodation, enrolment, program and building condition pressures experienced at schools. Each capital project will be supported by a business case when requested by the ministry.

2. Capital Plan - 2014

The 2014 Capital Plan will continue to follow the format from previous years. Information, analysis and strategies for the following facility services initiatives will be included:

- (a) Recommended Accommodation, Attendance Area Studies and Program Reviews
- (b) Capital Priorities
- (c) Early Learning Initiatives
- (d) Future Accommodation/Attendance Area Reviews
- (e) Program – French Immersion
- (f) Program – Technological Education Renewal
- (g) Facility Partnerships/Community Use
- (h) Environmental Initiatives
- (i) Surplus Property
- (j) Elementary Planning Review Areas
- (k) Secondary Planning Review Areas

Data and information for all elementary and secondary schools by planning review area will include:

- (a) Projected Enrolment Summary
- (b) Maps
- (c) School Utilization Summary
- (d) Program Space Summary
- (e) Early Learning
- (f) Holding Schools – Closed to Out of Area Summary
- (g) Capital Renewal (annual renewal and school condition improvement funding)
- (h) Energy Consumption/Reduction Plan Summary
- (i) School Accessibility Summary
- (j) Capital Funding Summary

3. Planning Studies

Attendance Area Review (AARs), Accommodation Review Committees (ARCs) and Program Reviews (PR) are addressed in Section A of the 2014 Capital Plan. The following are recommended studies:

- (a) Attendance Area Studies
An AAR is recommended to commence in the 2015-2016 school year that includes Angus Morrison Elementary School and Pine River Elementary School.
- (b) Accommodation Review Committees
An ARC is recommended to commence upon approval of the new Pupil Accommodation Review Guidelines and the creation of the SCDSB policy to implement the new guidelines. The schools recommended to be within the study are Byng Public School, Clearview Meadows Elementary School and Stayner Collegiate Institute.
- (c) Program Review
 - (i) A PR study is recommended to commence in the 2015-2016 school year that includes the French Immersion program located at W.H. Day Elementary School. The purpose of the review is to consider the creation of a divide French Immersion program, with the Grades 1 to 4 French Immersion students only be accommodated at Bradford Public School and Grades 5 to 8 dual track accommodated at W.H. Day Elementary School. There are no changes proposed to the current English programming at W.H. Day Elementary.
 - (ii) A PR study is recommended to commence in the 2015-2016 school year that includes Huronia Centennial Elementary School and Elmvale District High School. The purpose of the review is to consider establishing a kindergarten to Grade 6 school and a Grade 7 to 12 school.

4. Capital Priorities

The Simcoe County District School Board submitted business cases as set out in the 2013 Capital Plan and received capital priorities funding for the following three projects:

Alcona South Public School	(Growth School)
Victoria Harbour Elementary School	(Consolidation)
Ardtree/Cumberland Beach Public School	(Replacement)

The Ministry of Education issued Memorandum 2014:B08, dated August 27, 2014, requesting boards to submit School Capital Consolidation business cases. Two Board approved capital priorities fell within the mandate of this ministry request. The following priorities were submitted on October 15, 2014, with expected announcements early in 2015:

Barrie North Collegiate addition	(Consolidation)
Midland Secondary replacement (North Simcoe ss)	(Consolidation)

Section B of the 2014 Capital Plan recommends the following Capital Priorities:

(a) Elmvale District High School	(Addition/Renovation)
(b) Barrie North Collegiate Institute	(Program, renewal and site needs)
(c) New East Alliston ps	(Growth School)
(d) Rural Services	(Growth Accommodation)
(e) Cameron Street Public School	(Addition/Renovation)
(f) Stayner Collegiate Institute	(Consolidation)

5. Early Learning Initiatives

Section C of the 2014 Capital Plan updates the final implementation of Full Day Kindergarten (FDK) and the outdoor classroom initiative. Updates to child care centres and before and after school care are also highlighted. In addition, Best Start Child and Family Centres are included with the anticipated ministry direction scheduled to be released during the 2015 calendar year.

6. Future Accommodation/Attendance Area Reviews

Section D indicates that there are no further ARCs being considered at this time and identifies one future elementary AAR which includes Connaught Public School and Mountain View Public School in Collingwood.

7. Program

Section E and F incorporates two main program initiatives occurring at SCDSB, French Immersion and Technological Education Renewal.

The French Immersion section provides strategies and recommendations to ensure the continued and sustainable growth of the French Immersion program.

The Technology Renewal section provides an update of the five phase strategy as well as the next steps required to sustain this renewal project and extend efforts in specific areas of programming (Green Energies, Health Care).

8. Facility Partnerships/Community Use

Section G of the 2014 Capital Plan is implementing Policy 2345, Facility Partnerships, as revised on March 27, 2013. Partnership initiatives are at various stages, related to capital priority projects. The policy sets out the need to communicate, and address partnership suitability, co-building, shared use of unoccupied space facilities, agreements and cost recovery.

Facility Partnerships will be pursued for all Capital Priority projects as well as other key community use arrangements to support community use programming as well as enhance educational experiences to younger age groups.

9. Environmental Initiatives

Environmental initiatives are addressed in Section H of the 2014 Capital Plan. The board has actively pursued energy conservation and efficiency under the Energy Efficient Schools program that has replaced windows, upgraded mechanical systems, retrofitted lights and implemented the Building Automation Systems (BAS). The board participates in regular waste collection with various collection authorities to achieve consistent waste practice, including education and collection that are necessary for reduction and diversion.

The board references a policy adopted by the Ministry of Education (Acting Today, Shaping Tomorrow – A Policy Framework for Environmental Education in Ontario Schools). This document provides guidance on developing or revising environmental education policy, utilizing environmental literacy and enhances the development of more environmentally responsible practices. As such the board has concentrated environmental efforts at the school level. By participating in, learning and acting in an environmental acceptable way through Green Teams, Active Transportation, School Ground Greening, Ontario Eco Schools our students are being made aware of the environment, the importance of respecting the environment and they are becoming overall sustainable environmental stewards.

10. Surplus Properties

Section I of the 2014 Capital Plan supports the board's initiative to dispose of administrative sites. The Bond Head Annex was sold this year. A long term lease has been signed for Wyebridge Public School with Quest Collegiate Institute. Based on prior Board approval the disposition of William B. Wright Public School, the Fred C Cook heritage building, and the Collingwood bus garage are currently being undertaken. The Board has deemed Barrie Central Collegiate Institute and Prince of Wales Public School surplus to the board's needs with direction to begin the disposition process. The following properties are recommended to be deemed surplus to the board's needs and the disposition process commence:

- Alliston Union Public School (Albert St. location)
- Creemore Annex
- OD/Park SS (ODCVI property)
- Penetanguishene Secondary School
- Port McNicoll Public School
- Waubashene Elementary School

11. Planning Review Areas

Section J – Elementary Planning Review Areas and Section K – Secondary Review Areas provides detailed school by school information on the following topics;

- Map and Enrolment Summary
- School Utilization Summary
- Program Space Summary
- Childcare Summary
- Holding Schools – Closed To Out Of Area Summary
- Capital Renewal Summary – Annual Renewal
- Capital Renewal Summary – School Condition Improvement Fund

Energy Consumption Reduction Plan Summary
Energy Conservation FIT and EcoSchools
School Accessibility Summary
Capital Funding Summary

12. Elementary Schools Closed to Out-of-Area

As a result of the detailed information presented in Section J, the following schools have been identified as schools closed to out-of-area students due to holding school status, new school status, and schools serviced by private septic systems that are subject to reasonable use restrictions.

Holding/New Schools

Enrolment projections are weighed against capacity pressures for schools subject to accommodation pressures from new developments that will require future attendance area changes to balance enrolment.

The schools recommended to be holding schools for the 2015-2016 school year due to boundary changes and capital projects, and therefore are closed to new out-of-area students are:

- (i) Alcona Glen Public School, holding for new Alcona South Public School
- (ii) Algonquin Ridge Elementary School, boundary change
- (iii) Ardtrea/Cumberland Beach Public School, capital project
- (iv) Chris Hadfield Public School, new school
- (v) Goodfellow Public School, holding for new Alcona South Public School
- (vi) Hewitt's Creek Public School, boundary change
- (vii) Hyde Park Public School, boundary change
- (viii) Victoria Harbour Elementary School, capital project

Program

Accommodation pressures over the short and long term will build in schools offering French Immersion and Extended French as a Second Language. In the 2015-2016 school year it is recommended that all FI/EFSL sites (with the exception of Oakley Park Public School) be closed to new out-of-area students.

- (i) Admiral Collingwood Elementary School
- (ii) Alliston Union Public School
- (iii) Ardagh Bluffs Public School
- (iv) Cameron Street Public School
- (v) Ferndale Woods Elementary School
- (vi) Forest Hill Public School
- (vii) Goodfellow Public School
- (viii) Hillcrest Public School
- (ix) Mundy's Bay Public School
- (x) Regent Park Public School
- (xi) W.H. Day Elementary School
- (xii) Worsley Elementary School

Reasonable Use Restrictions: Septic Capacity

Schools serviced by private on-site sewage systems are subject to the Ministry of Environment Reasonable Use Policy restrictions that limit the number of students that can be accommodated at each facility in order to ensure safe drinking water. The following schools are recommended to be closed to new out-of-area students.

- (i) Forest Hill Public School
- (ii) Minesing Central Public School
- (iii) W.R. Best Memorial Public School

13. Finance

To initiate capital funding, boards are required to update their capital priority information and to identify capital needs. This information allows the ministry to assess capital need requirements on a provincial wide scale. Boards are to focus on projects that meet one or more of the following needs:

- Accommodation pressures
- Facility condition
- School consolidation
- Program related projects

When the ministry requests submission of capital projects, the board will submit business cases for the capital priorities approved in the 2014 Capital Plan.

14. Conclusion

The 2014 Capital Plan provides information, initiatives and recommendations referencing pressure points to help guide long-term decisions and incorporate accommodation as a whole having regard for enrolment, program and building condition. To provide equitable opportunities for all students, the 2014 Capital Plan will serve as a means to assess student accommodation while considering areas of varying enrolment growth/decline, aging facilities and program inconsistencies/delivery. The information, initiatives, discussions and recommendations have been integrated into the 2014 Capital Plan.

RECOMMENDATIONS

1. That the Business and Facilities Standing Committee recommend that the Board approve an Attendance Area Review be undertaken, commencing in the Fall of 2015 in the Southwest Elementary Review area that includes Angus Morrison Elementary School and Pine River Elementary School, as set out in Report No. BF-D-7, Capital Plan – 2014, dated March 4, 2015.
2. That the Business and Facilities Standing Committee recommend that the Board approve an Accommodation Review Committee in the Northwest Elementary/Secondary Planning Areas that includes Byng Public School, Clearview Meadows Elementary School and Stayner Collegiate Institute, following the revised board Pupil Accommodation Policy aligned with the new revised provincial Pupil Accommodation Guidelines, as set out in Report No. BF-D-7, Capital Plan – 2014, dated March 4, 2015.

3. That the Business and Facilities Standing Committee recommend that the Board approve a Program Review be undertaken, commencing in the Fall 2015 in the Southeast Elementary Planning Review area that includes Bradford Public School and W.H. Day Elementary school, as set out in Report No. BF-D-7, Capital Plan – 2014, dated March 4, 2015.
4. That the Business and Facilities Standing Committee recommend that the Board approve a Program Review be undertaken, commencing in the Fall of 2015 in the North Secondary and Central Elementary Planning Review areas that includes Elmvale District High School and Huronia Centennial Elementary School, as set out in Report No. BF-D-7, Capital Plan – 2014, dated March 4, 2015.
5. That the Business and Facilities Standing Committee recommend that the Board approve the schools accommodating French Immersion and Extended French as a Second Language to be closed to new out-of-area students, as set out in Report No. BF-D-7, Capital Plan – 2014, dated March 4, 2015.
6. That the Business and Facilities Standing Committee recommend that the Board approve the pursuit of facility partnership opportunities for the recommended capital priorities, as set out in Report No. BF-D-7, Capital Plan – 2014, dated March 4, 2015.
7. That the Business and Facilities Standing Committee recommend that the Board deem properties surplus to the board's needs, as set out in Report No. BF-D-7, Capital Plan – 2014, dated March 4, 2015.
8. That the Business and Facilities Standing Committee recommend that the Board approve holding schools and new schools be closed to new out-of-area students, as set out in Report No. BF-D-7, Capital Plan – 2014, dated March 4, 2015.
9. That the Business and Facilities Standing Committee recommend that the Board approve schools serviced by private septic systems that are constrained by the Ministry of Environment's Reasonable Use Policy are closed to out-of-area students, as set out in Report No. BF-D-7, Capital Plan - 2014, dated March 4, 2015.
10. That the Business and Facilities Standing Committee recommend that the Board approve the Capital Priority Project list, as set out in Report No. BF-D-7, Capital Plan - 2014, dated March 4, 2015.
11. That the Business and Facilities Standing Committee recommend that the Board approve the Capital Plan, as set out in Report No. BF-D-7, Capital Plan - 2014, dated March 4, 2015.

Respectfully submitted by:

John Dance
Superintendent of Facility Services

March 4, 2015

Capital Plan 2014



Your Future... Our Priority



Index

Glossary of Terms	3
Introduction	4
Simcoe County Growth	10
Enrolment	11
Section A	12
Recommended Planning Studies	
Recommendation 1: Attendance Area Review	13
Recommendation 2: Accommodation Review Committee	15
Recommendation 3: Program Review	18
Recommendation 4: Program Review	20
Section B – Capital Priorities	21
Section C – Early Learning Initiatives	28
Section D – Future Accommodation/Attendance Area Reviews	30
Section E – French Immersion	31
Section F - Technological Education Renewal	34
Section G – Facility Partnerships/Community Use	38
Section H – Environmental Initiatives	39
Section I – Surplus Properties	45

Index - Continued

Section J – Elementary Planning Review Areas

- Southwest Elementary Planning Review Area	47
- Northwest Elementary Planning Review Area	58
- North Elementary Planning Review Area	69
- East Elementary Planning Review Area	80
- Central Elementary Planning Review Area	91
- Northeast Barrie Elementary Planning Review Area	103
- Northwest Barrie Elementary Planning Review Area	114
- Southwest Barrie Elementary Planning Review Area	125
- Southeast Barrie Elementary Planning Review Area	136
- Southeast Central Elementary Planning Review Area	147
- Southeast Elementary Planning Review Area	159

Section K – Secondary Planning Review Area

- Northeast Secondary Planning Review Area	171
- North Secondary Planning Review Area	182
- Northwest Secondary Planning Review Area	193
- Barrie Secondary Planning Review Area	204
- Southwest Secondary Planning Review Area	215
- Southeast Secondary Planning Review Area	226

Glossary of Terms

Learning Environment

Refers to the condition of educational spaces as they relate to the effectiveness of teaching spaces for program delivery.

On-the-Ground Capacity (OTG)

The capacity of the school as determined by the Ministry of Education by loading all instructional spaces within the facility to current ministry standards for class size requirements and room areas.

Primary Class Size (PCS)

A province wide initiative to reduce primary class sizes. Boards must have 90% of their primary classes at 20 pupils or fewer. No primary or combined Grade 3-4 class can exceed 23 pupils.

Prohibitive to Repair (PTR)

A school facility is deemed “Prohibitive to Repair” when the cost of renewing the building surpasses 65% of the cost of replacing the existing building (FCI>65%).

Accommodation Review Committee (ARC)

The review of two or more schools in order to develop viable and practical solutions for the accommodation of students within an accommodation review area. Reviews are to take place in accordance with Policy 2313, Pupil Accommodation Review.

Attendance Area Review (AAR)

The review of attendance areas of two or more schools in order to balance enrolment to address accommodation pressures being experienced at schools.

Secondary Plans

Secondary Plans are long range municipal planning documents which direct major infrastructure: arterial roads, servicing, schools, and community parks.

Introduction

Capital Planning is a continuous endeavor. Staff monitor each planning area as well as proposing study areas based on different ministry initiatives which may alleviate certain “pressure points”, or perhaps create new ones. Annually, staff recommend to the Board of Trustees which planning studies should be considered. Planning study recommendations are based on pressures experienced in the facility condition, program delivery, and/or enrolment/utilization areas. These factors are the basis for the delivery of quality learning environments for current and future students of Simcoe County.

2007 Capital Plan:

The Capital Plan recommended that five Accommodation Review Committees (ARCs) be undertaken and two Attendance Area Reviews (AARs). The Board approved these recommendations:

ARC A – Orillia District CVI, Park Street CI and Twin Lakes SS

ARC B – Collingwood CI, Elmvale DHS, Midland SS, Penetanguishene SS and Stayner CI

ARC C – Andrew Hunter ES, Hillcrest (Barrie) PS, Portage View PS, Prince of Wales PS and Warnica PS

ARC D – Alliston Union PS, Cookstown Central PS, Tecumseth Beeton PS, Tecumseth North PS

ARC E – Byng PS, Clearview Meadows ES, Duntroon Central PS, Nottawa PS and Nottawasaga/Creemore PS

AAR – Bradford ES, Fred C. Cook ES, Fieldcrest ES, Sir William Osler PS and W.H. Day ES

AAR - Codrington PS, Cundles Heights PS, Johnson St. PS, Maple Grove PS, Oakley Park PS, Steele St. PS, and Terry Fox ES

The ARCs and the AARs have been completed

Introduction Continued

2008 Capital Plan:

The ministry announced a new capital funding process to school boards. A capital priorities template was to be completed identifying priority projects that were required up to and including the 2011-2012 school year. Only capital projects for permanent accommodation were identified as priority projects. Ministry funding was allocated on a project by project basis, based on the ministry benchmark costs for growth, PTR, and other factors that included localized accommodation pressure, consolidation, program enhancements, and facility retrofit. Seven priority projects were submitted to the ministry on October 31, 2008, with supporting business cases:

- Barrie Central CI - Replacement School
- Painswick South PS – Growth School
- Angus Morrison ES – Consolidation with Frederick Campbell ES
- Fred C. Cook ES – Replacement School as well as consolidation with Bradford ES
- Bradford South PS – Growth School
- Ardtree/Cumberland Beach PS – Replacement as well as a consolidation of the two schools
- Baxter Central PS – Septic Replacement which was to supplement the PTR funding of the Annex.

The ministry approved capital priority projects for Angus Morrison ES and Baxter Central PS.

In addition to the priority capital projects, the Board approved two elementary and one secondary AAR.

AAR: Assikinack PS, Ferndale Woods ES, Trillium Woods ES and new Ardagh North ES

AAR: Admiral Collingwood ES, Cameron St. PS, Connaught PS, Mountain View ES, Nottawa ES and Worsley PS

AAR: Bradford DHS and Nantyr Shores SS

2009 Capital Plan:

The ministry did not request the board to submit any capital projects.

The Board approved one elementary and one secondary ARC as well as one elementary and two secondary AARs.

ARC: Byng PS, Clearview Meadows ES, Duntroon Central PS, Nottawa ES, and Nottawasaga/Creemore PS.

ARC: Barrie Central CI, Barrie North CI, Bear Creek SS, Eastview SS and Innisdale SS.

AAR: East Oro PS and Harriett Todd PS.

AAR: Barrie Central CI and Bear Creek SS.

AAR: Banting Memorial HS, Bear Creek SS, Stayner CI, Nottawasaga Pines SS

Introduction Continued

2010 Capital Plan:

The ministry requested boards to submit a five year capital plan to enable the ministry to look at long term capital needs in the province. A capital priorities template was completed identifying priority projects that were required up to and including the 2015-2016 school year. Only projects for permanent accommodation were identified as priority projects. Ministry funding was allocated on a project by project basis, based at the ministry benchmark costs for growth, PTR, and other factors that included localized accommodation pressure, consolidation, program enhancements, and facility retrofit. Twelve priority projects were submitted to the ministry in January 2010, with supporting business cases:

Bradford ES/Fred C Cook ES	Consolidation and replacement school
New Orillia SS	Consolidation and replacement school
Innishore South PS	Growth school
South Barrie SS	Growth school
Alliston Union PS	Replacement/Growth school
Ardrea Cumberland Beach PS	Replacement school
Bradford South West PS	Growth school
Nottawasaga Creemore PS	Replacement school
Alcona South PS	Growth school
Victoria Harbour ES	Addition/Renovation
Coldwater PS	Addition
Warminster ES	Addition

The ministry approved the following capital priority projects: Bradford ES/Fred C Cook ES replacement school, Innishore South PS growth school and Alliston Union PS replacement.

In addition to the priority capital projects, the Board approved three elementary ARCs and one elementary AAR.

ARC: Port McNicoll PS, Victoria Harbour ES, Waubaushene Pines ES and Waubaushene PS.

ARC: Coldwater PS, Moonstone ES and Warminster PS.

ARC: Alliston Union PS and Ernest Cumberland ES.

AAR: Maplevue Heights ES, Warnica PS and Willow Landing ES.

Introduction Continued

2011 Capital Plan:

The ministry requested boards to submit a five year capital plan to enable the ministry to look at long term capital needs in the province. A capital priorities template was completed identifying priority projects that were required up to and including the 2015-2016 school year. Only projects for permanent accommodation were identified as priority projects. Ministry funding is to be allocated on a project by project basis, based at the ministry benchmark costs for growth, PTR, and other factors that included localized accommodation pressure, consolidation, program enhancements, and facility retrofit. Eight priority projects were submitted to the ministry in January 2011, with supporting business cases:

New Orillia SS	Consolidation and replacement school
Bradford South West PS	Growth school
South Barrie SS	Growth school
Elmvale DHS	Addition/Renovation
Barrie Central CI	Partnership/Replacement
Ardrea Cumberland Beach PS	Replacement school
Nottawasaga Creemore PS	Replacement school
Victoria Harbour ES	Addition/Renovation

In addition to the priority capital projects, the Board approved three elementary and one secondary AARs.

AAR: Alcona Glen ES, Goodfellow, Innisfil Central PS, Killarney Beach PS and Sunnybrae PS

AAR: Ferndale Woods ES and Holly Meadows ES

AAR: Hewitt's Creek ES and new Innishore South PS

AAR: Orillia District CVI, Park Street CI and Twin Lakes SS

All four Attendance Area Reviews have been undertaken .

The Alcona community attendance area is currently being suspended until the Board receives notice regarding Full Day Kindergarten and capital priority funding. It is anticipated that funding announcements will occur in Spring 2015.

The other three attendance area reviews are complete and implemented.

Introduction Continued

2012 Capital Plan:

The ministry requested boards to submit a five year capital plan to enable the ministry to look at long term capital needs in the province. A capital priorities template was completed identifying priority projects that were required up to and including the 2015-2016 school year. Only projects for permanent accommodation were identified as priority projects. Ministry funding is to be allocated on a project by project basis, based at the ministry benchmark costs for growth, PTR, and other factors that included localized accommodation pressure, consolidation, program enhancements, and facility retrofit. Ten priority projects were submitted to the Ministry in January 2012, with supporting business cases:

New Orillia SS	Consolidation and replacement school
Bradford South West PS	Growth school
New South Barrie SS	Growth school
Innisfil Central PS	Addition/Renovation
Elmvale DHS	Addition/Renovation
Victoria Harbour ES	Addition/Renovation
Nottawasaga Creemore PS	Addition/Renovation
Ardrea Cumberland Beach PS	Replacement school
Barrie Central CI	Replacement school
Midland SS	Consolidation/Renovation

In January 2013, the ministry announced approval for three capital priorities; Orillia Replacement SS, Bradford South PS, and South Barrie SS.

In addition to the priority capital projects, the Board approved one secondary AAR and one secondary ARC.

AAR: Barrie North CI and Elmvale SS

ARC: Midland SS and Penetanguishene SS

Introduction Continued

2013 Capital Plan:

The 2013 Capital Plan recommended the submission of five capital priorities focusing on consolidation, growth schools, additions to address accommodation pressures and facility conditions. These priority projects were submitted to the ministry in October 2013, with supporting business cases:

New Alcona South PS	Growth school
Elmvale DHS	Addition/Renovation
Victoria Harbour ES	Consolidation/Addition/Renovation
Ardtree/Cumberland Beach PS	Replacement school
Barrie Central CI	Replacement school

In 2014 the ministry announced approval for three capital priorities: Alcona South PS, Victoria Harbour ES addition and replacement of Ardree/Cumberland Beach PS.

In addition to the priority capital projects, the Board approved elementary and secondary Attendance Area Reviews (AAR) which are at various implementation stages:

AAR: Alliston Union PS and Cookstown Central PS – currently on hold to obtain more data

AAR: Victoria Harbour ES, Port McNicoll PS and Waubaushene ES – completed and implementation starts September 2015

AAR: Algonquin Ridge ES, Assikinack PS, Hewitt's Creek PS, Sunnbrae PS, Warnica PS, and Willow Landing ES – currently underway

AAR: Alcona Glen ES, Alcona South PS, Innisfil Central PS, Goodfellow PS and Sunnybrae PS – public meeting Spring 2015

AAR: Barrie Central CI, Barrie North CI, Bear Creek SS, Eastview SS and Innisdale SS – currently underway

In August 2014, the ministry announced a request for School Consolidation Capital Projects. In October 2014, the Board submitted two capital priorities which met ministry mandated requirements:

Barrie North CI	Consolidation/Addition/Renovation
Midland SS	Consolidation/replacement school

February 20, 2015, the Ministry announced approval for the Consolidation/Addition at Barrie North CI and the Consolidation/Replacement of Midland SS and Penetanguishene SS with a new North Simcoe ss.

Simcoe County Growth

Simcoe County is comprised of 16 municipalities and two separated cities, with a population of 446,100 people.

In June 2006, the province issued a new and substantive plan to better manage growth in the Greater Golden Horseshoe: the Growth Plan for the Greater Golden Horseshoe. The Growth Plan sets out a 25 year vision and integrated policies to curb urban sprawl and create livable neighborhoods and communities, while protecting valuable natural areas and water resources. In 2015/2016 Environmental Plans and the Growth Plan will be reviewed.

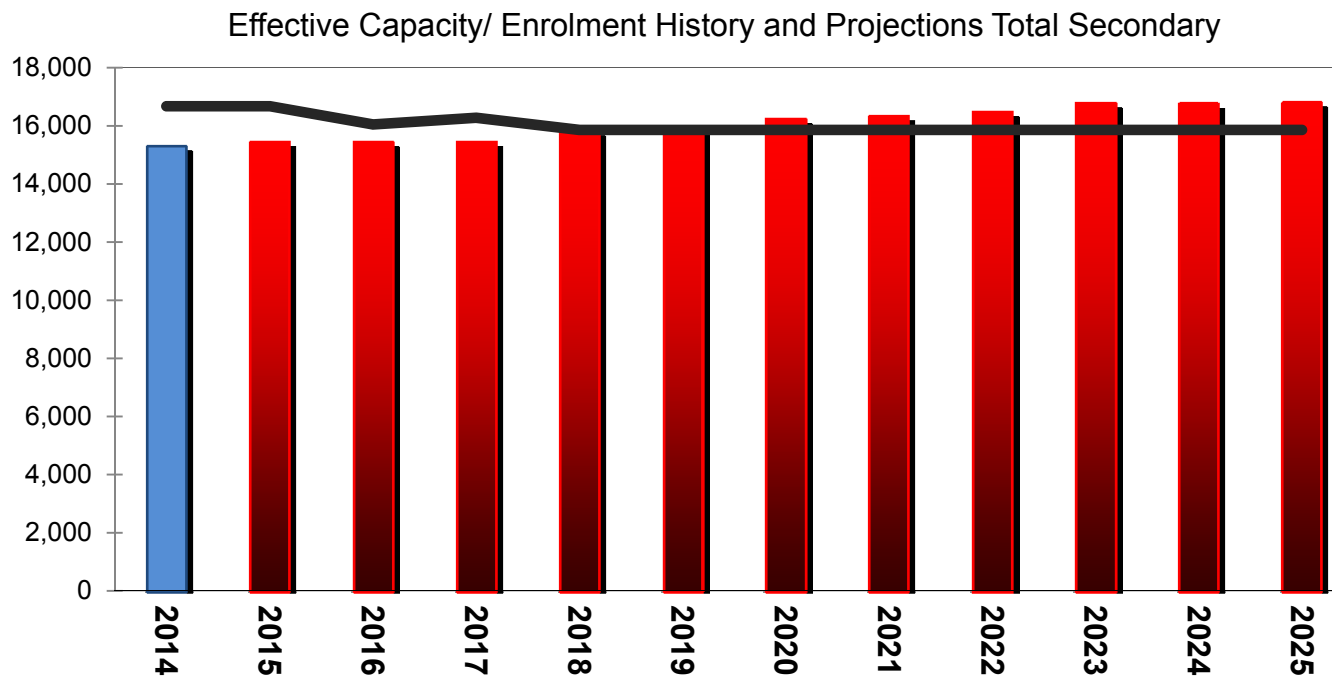
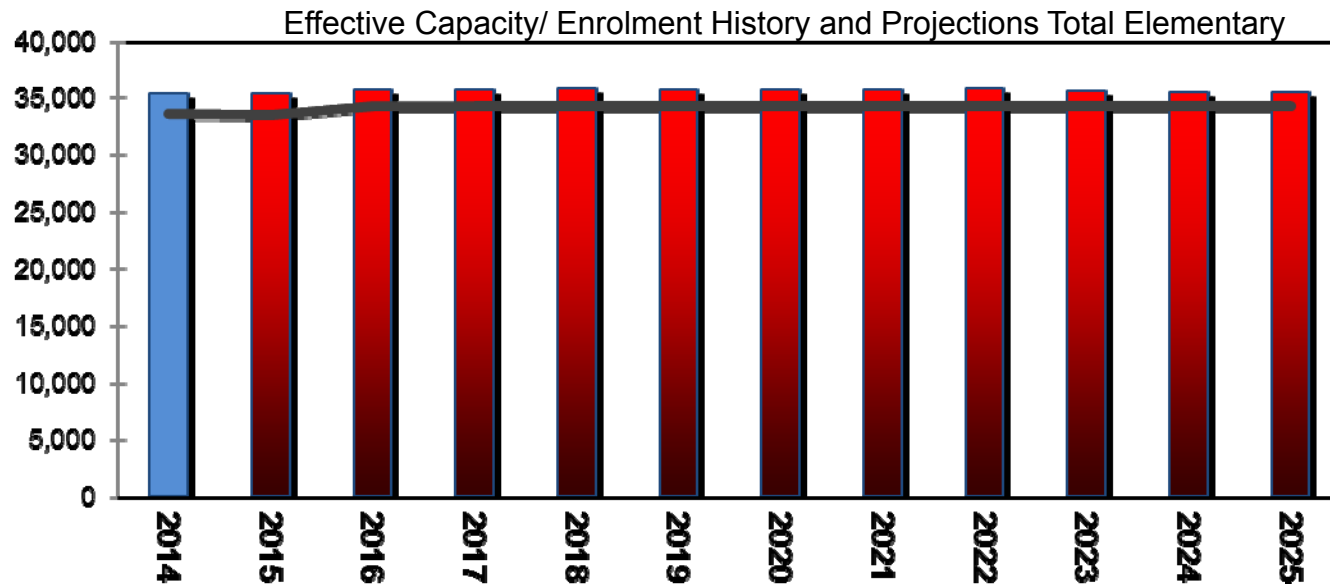
Simcoe Area: A Strategic Vision for Growth builds on the award winning Growth Plan for the Greater Golden Horseshoe, 2006. It proposes a strategy for the Simcoe area including Simcoe County, the City of Barrie and the City of Orillia and provides direction on managing growth that is occurring in this complex area governed by multiple municipal governments.

SCDSB monitors all development applications and approval processes enabling the board to understand and predict population changes which will ultimately affect the short and long term school enrolment.

Growth Plan Population Allocation to 2031:

MUNICIPALITY	2011 CENSUS	PROPOSED COUNTY OPA NO.1	Net Growth Proposed
Municipalities with Urban Nodes			
Barrie	135,711	210,000	74,289
Orillia	30,586	41,000	10,414
Bradford West Gwillimbury	28,077	50,500	22,423
Collingwood	19,241	33,400	14,159
New Tecumseth	30,234	56,000	25,766
Midland	16,572	22,500	5,928
Penetanguishene	9,111	11,000	1,889
Subtotal	269,532	424,400	154,868
Other Municipalities			
Adjala-Tosorontio	10,603	13,000	2,397
Clearview	13,734	19,700	5,966
Essa	18,505	21,500	2,995
Innisfil	33,079	56,000	22,921
Oro-Medonte	20,078	27,000	6,922
Ramara	9,275	13,000	3,725
Severn	12,377	17,000	4,623
Springwater	18,223	24,000	5,777
Tay	9,736	11,400	1,664
Tiny	11,232	12,500	1,268
Wasaga Beach	17,537	27,500	9,963
Subtotal	174,379	242,600	68,221
Total	443,911	667,000	223,089

Enrolment Summary



Section A - Recommended Planning Studies

The following chart summarizes the planning studies being recommended.

Recommended Planning Studies To Commence In 2015/2016			
Study Name	Schools Involved	Planning Review Area	Date To Commence Study
Attendance Area Review (AAR)			
AAR 2015:01	Angus Morrison ES Pine River ES	Southwest Elementary	2015/16
Accommodation Review Committee (ARC)			
ARC 2015/16:01	Byng PS Clearview Meadows ES Stayner CI	Northwest Elementary Northwest Secondary	Upon approval of new Pupil Accommodation Review Guidelines & new SCDSB policy
Program Reviews (PR)			
PR 2015:01 French Immersion	W.H. Day ES Bradford PS	Southeast Elementary	2015/16
PR 2015:02 7 to 12 School	Elmvale DHS Huron Centennial ES	North Secondary Central Elementary	2015/16

Section A - Recommended Attendance Area Review

RECOMMENDATION AAR 2015:01:

Southwest Elementary Planning area that includes Angus Morrison Elementary School and Pine River Elementary School.

Angus Morrison ES was constructed in 1951 with additions in 1956, 1967, 1971 and 2011 and is situated on a 5.4 acre site. The mechanical, electrical, structural and overall cosmetics of the building are generally in good condition. Life safety systems are in compliance with current codes. Angus Morrison ES is accessible. Enrolment is projected to remain stable.

Pine River ES was constructed in 1957 with additions in 1995, and 2000 and is situated on a 5 acre site. The mechanical, electrical, structural and overall cosmetics of the building are generally in good to fair condition. Life safety systems are in compliance with current codes. Pine River ES is generally accessible. Enrolment is projected to slowly decline.

An attendance area review is being recommended to balance enrolment between Angus Morrison ES and Pine River ES. Although the boundary change is small, a new subdivision is currently under construction within the area proposed for change which would help minimize the growth occurring within the Angus Morrison boundaries.

The recommended solution involves transferring approximately 45 students from Angus Morrison ES to Pine River ES. The primary purpose of the attendance area change is to balance student enrolment within the community of Angus. No additional capital funding is required at this time.

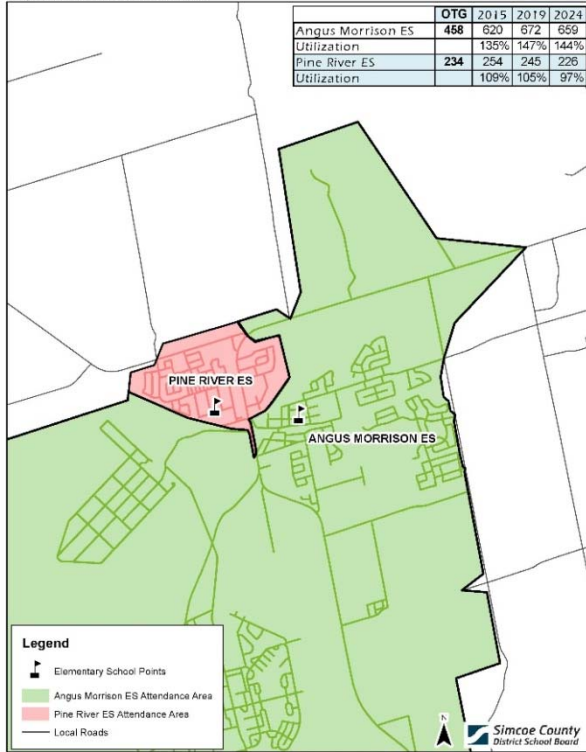
The following maps illustrate the solution to Recommendation 1.

The specific information for these schools is found on pages 47 to 57.

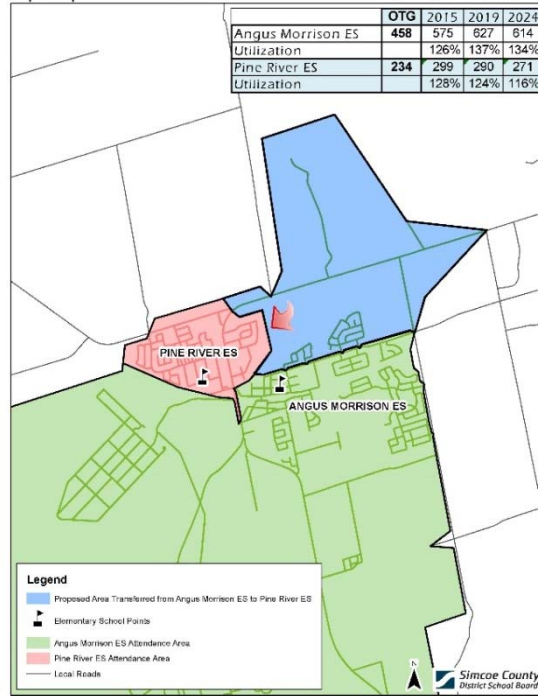
Section A - Recommended Attendance Area Review

RECOMMENDATION AAR 2015:01

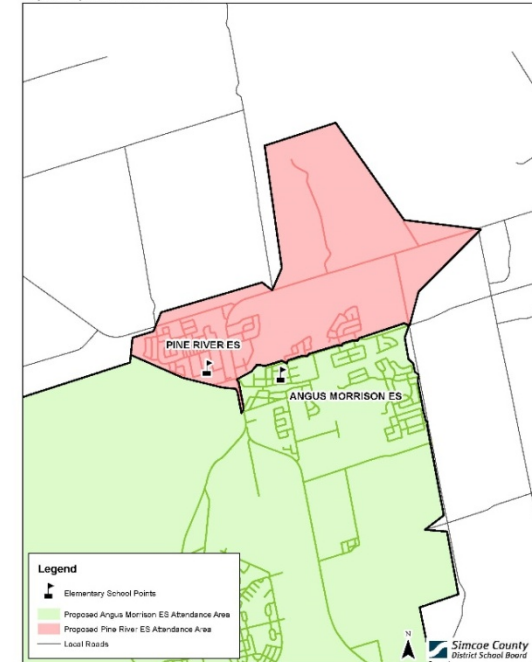
Pine River Elementary School Attendance Area Change
Map 1: Current Attendance Areas



Pine River Elementary School Attendance Area Change
Map 2: Proposed Student Transfer



Pine River Elementary School Attendance Area Change
Map 3: Proposed Attendance Area



Section A - Recommended Accommodation Review Committee

RECOMMENDATION ARC 2015:01:

Northwest Elementary/Secondary Planning areas that includes Byng Public School, Clearview Meadows Elementary School and Stayner Collegiate Institute.

Byng PS was constructed in 1922 with additions in 1971 and 1995 and is situated on a 3.4 acre site. The school has an On The Ground Capacity (OTG) of 303 pupils. The mechanical, electrical and structural systems are failing. Improvements to most interior finishes and building envelope are required. Classrooms do not have sufficient electrical service. Minimum life safety systems are present but do not meet the requirements of the current code. Significant lighting replacements are required. The school is not accessible.

Clearview Meadows ES was constructed in 2001 and is situated on a 5 acre site. The school has an On The Ground Capacity (OTG) of 213 pupils. The mechanical, electrical and structural systems are in good condition. The building is in good condition. Overall cosmetics and programming space are in good condition. Life safety systems will be upgraded in the summer of 2015 and will meet the requirements of the current code. The school is currently accessible.

Stayner CI was constructed in 1961 with additions in 1995 and 2014 and is situated on a 14.6 acre site. The school has an On The Ground Capacity of 387. A six room “portapack” was added in 1987, which is in very poor condition, requiring removal. The mechanical, electrical and structural systems are in fair to good condition. The building is in good condition. Overall cosmetics and programming space are in poor condition. Life safety systems are present and currently meet the requirements of the current code. The school is currently accessible.

Section A - Recommended Accommodation Review Committee

RECOMMENDATION ARC 2015:01:

The enrolment for the community of Stayner is approximately 520 elementary and 380 secondary pupils with a ten year projected elementary decline to 460 while the secondary panel remains stable.

Byng PS has significant component renewal needs some nearing the end of component life cycles. Accessibility and interior learning conditions are also part of the overall poor condition of the facility. The closing of Byng PS is recommended.

Upon closure of Byng PS, pupil places will need to be construed to accommodate the students. Two options are available: create a campus school with an addition onto Stayner CI, or an addition onto Clearview Meadows ES.

The preferred option would be to build an addition onto Stayner CI, increasing pupil places while improving program. With Clearview Meadows ES located on the adjacent property of Stayner CI, there are great opportunities for a campus to be developed between the two panels. The portapack would be demolished with an addition being constructed in the same location. Focus of the addition would be placed upon technology and ensuring an increase in program availability.

An alternative strategy would be to build an addition onto Clearview Meadows ES increasing the pupil places. The consolidation of Byng PS and Clearview Meadows ES would result in a school of approximately 450 to 500 pupils, therefore needing an addition of approximately 190 pupil places.

The ministry has been in consultation regarding new Pupil Accommodation Review Guidelines as they relate to school closures and consolidations. Once the policies are established it is recommended that an accommodation review committee be formed to review the accommodation needs of the Stayner schools. It is also recommended that the review be carried out in the next two years to ensure that the recommended solution can capitalize on the Ministry Consolidation Capital Priority funding timelines.

Section A - Recommended Accommodation Review Committee

RECOMMENDATION ARC 2015:01:

It is recommended that once the ministry approves the new Pupil Accommodation Guidelines and with the development and implementation of a new Pupil Accommodation Policy aligned with the guidelines, that an Accommodation Review Committee be created to evaluate the accommodation pressures within the community of Stayner.

The specific information for these schools is found on pages 59 to 68 and 193 to 203.

Section A - Recommended Program Review

RECOMMENDATION PR 2015:01:

Southeast Elementary Planning area that includes Bradford Public School and W.H. Day Elementary School.

Bradford PS was constructed in 1951 with additions in 1956, 1986, 1994 and 2000 and is situated on a 2.8 acre site. The On The Ground Capacity (OTG) of the school is 314 pupil places. The mechanical, electrical, structural and overall aesthetics of the building are generally in good condition. Life safety systems are in place but do not comply with today's building standards. Bradford PS is generally accessible with the primary need for a special needs washroom. The gymnasium is 1,468 sq. ft. in size which is suitable for a primary school.

W.H. Day ES was constructed in 1989 with additions in 1995 and 1999 and is situated on a 8.2 acre site. The On The Ground Capacity (OTG) for the school is 559 pupil places. The building is in good condition and is generally accessible with the primary need to construct a barrier free accessible washroom. Life safety systems are in compliance with current codes. The aesthetics within classroom spaces are good. Enrolment is projected to be stable with a slight increase.

Bradford PS is currently housing the new Chris Hadfield students until the new school opens in the 2015/2016 school year. It is recommended that in September 2016 French Immersion be twinned with W.H. Day ES, with Grades 1 to 4 French Immersion to be accommodated in Bradford PS, while the Grades 5 to 8 French Immersion remain at W.H. Day ES.

Bradford PS will only achieve a 56% utilization rate with the proposed solution. It is further recommended that community partnerships be sought out for the remainder of the space, with a specific emphasis on Newcomer Services and English as a Second Language to help support the changing demographic trends within the south end of the county.

W.H. Day ES will drop to an 86% utilization rate with the primary French relocation. With new subdivisions still being constructed in the north end of Bradford, it is also recommended that the new subdivision on the north side of the 9th line be held at W.H. Day ES to help alleviate the growth pressures at Fieldcrest ES.

Section A - Recommended Program Review

RECOMMENDATION PR 2015:01:

The recommended solution involves transferring approximately 125 students from W.H. Day ES to Bradford PS to create a primary French Immersion program, and further establish a community hub to support the needs of South Simcoe. Subdivisions located in the north end of Bradford will be held at W.H. Day ES. Minor improvements are required which would be funded from renewal dollars. Since there currently are no students attending school in the areas proposed to be amended, an attendance area review is not required. A program review is required. The specific information for this school is found on pages 159 to 169.

Section A - Recommended Program Review

RECOMMENDATION PR 2015:02:

North Secondary and Central Elementary Planning areas that include Huronia Centennial Elementary School and Elmvale District High School.

Huronia Centennial ES was constructed in 1968 with an addition in 2012 and is situated on a 12 acre site. The On The Ground Capacity of the school is 412 pupil places. The mechanical, electrical, structural and overall aesthetics of the building are generally in good condition. Life safety systems are in place. Huronia Centennial ES is generally accessible.

Elmvale DHS was constructed in 1953 with additions in 1958, 1965, 1989 and 2001 and is situated on a 12 acre site. The On The Ground Capacity of the school is 357 pupil places. The mechanical, electrical and life safety and overall cosmetics are mostly reaching the end of their theoretical lifecycle. Elmvale DHS is generally accessible. Elmvale DHS has a stable enrolment, however, given the age of the development in the area, enrolment will not increase. Due to stable enrolment within the attendance area, portables are required to accommodate some students.

The proposed solution is to create a Grades 7 to 12 school at Elmvale DHS. Approximately 100 Grade 7 and 8 pupils from Huronia Centennial ES would be transferred to Elmvale DHS, resulting in a Grades 7 to 12 school with enrolment of 510 pupils. An addition would be required to accommodate the change in grades as well as the current capacity needs of Elmvale DHS.

Since there are no attendance area changes it is recommended that a community meeting be held to discuss the Grades 7 to 12 option for the Elmvale community. The specific information for this school is found on pages 92 to 102 and 182 to 192.

Section B - Capital Priorities (Recommended)

The following chart represents the list of capital priorities that will be submitted to the Ministry of Education when requested and once approved by the Board.

Capital Priorities 2015						
Priority Order	School Name	Type of Construction	Target	Estimated Cost	Funding Source	Planning Area
1	Elmvale DHS	Addition/Renovation	2016	\$10.5 million	Capital Priority Partnership Capital	North Secondary
2	Barrie North CI	Program upgrades	2017	\$15.4 million	Proceeds of Disposition Capital Priority	Barrie Secondary
3	New East Alliston	Growth School	2017	\$8.3 million	Capital Priority	Southwest Elementary
4	Rural Services	Growth Accommodation	2015	\$5 million	Capital Priority	Central Elementary
5	Cameron Street PS (Collingwood)	Addition/Renovation	2016	\$3.5 million	Capital Priority	Northwest Elementary
6	Stayner CI	Addition/Renovation	2018	\$7.5 million	Consolidation Capital Priority	Northwest Secondary

Section B - Capital Priority

Priority 1:

Program retrofits and an addition on Elmvale DHS.

Elmvale DHS's enrolment continues to be greater than its capacity. The facility requires program retrofits and an addition to effectively accommodate the student population. The gymnasium and cafeteria are undersized. The addition/renovations would include appropriate capital projects to provide new renovated program space.

A program review is being recommended to investigate Elmvale DHS becoming a Grades 7 to 12 school. The Grades 7 to 12 school would balance the enrolment pressures of Huronia Centennial ES while increasing student enrolment at Elmvale DHS.

Partnership meetings have been held for this capital priority. Service clubs and the Township of Springwater are interested in providing capital for furniture and equipment and/or construction which could then be used by the community.

The recommended solution is to construct a new gym, replace the cafeteria, enhance program and create new classrooms. This addition/renovation is recommended in the Capital Priorities list, to be submitted to the Ministry of Education. Partnership opportunities will be investigated to help off set the capital cost.

The specific information for these schools is found on pages 182 to 192.

Section B - Capital Priority

Priority 2:

Renewal of program space at Barrie North CI to accommodate pupils from the closure of Barrie Central CI.

In February 2015, the Ministry approved an addition onto Barrie North CI to accommodate 231 pupil places to support the students from Barrie Central CI. The addition at Barrie North CI is proposed to accommodate approximately fifty percent of the students attending Barrie Central CI. The remaining students would be redistributed to Innisdale SS based upon specialty programming and student location.

The addition at Barrie North CI, transfer of Barrie Central CI students to Barrie North CI and Innisdale SS and the construction of the new South Barrie ss will meet the needs of all students in the City of Barrie, with “right sized”, effective, and cost efficient projects that will provide the required up to date accommodation, building condition and program needs in the immediate and long term.

This priority is being requested to renew and renovate existing and future program space at Barrie North CI to accommodate a variety of program opportunities as a result of the consolidation of Barrie Central CI and Barrie North CI.

The recommended solution is to renovate program space at Barrie North Collegiate Institute and redistribute students based upon the Attendance Area Review currently underway. This capital project is being recommended in the Capital Priorities list, to be submitted to the Ministry of Education.

The specific information for this school is found on pages 204 to 214.

Section B - Capital Priority

Priority 3:

Request a new public elementary school to accommodate the growth of the community of Alliston.

In 2014 the Alliston Replacement school (Alliston Union PS) opened. The new school is located within the growth area of Alliston. The school was purposely designed as a 500 pupil place school, with the understanding that the school would open over capacity. The community of Alliston only has two public elementary schools within its geographic boundary. A capital priority is now being recommended to add a third school within the community of Alliston. The board already owns the site.

With continued enrolment growth at Alliston Union PS, Ernest Cumberland ES and Cookstown Central PS, there is a need for a third public elementary school in the northeast section of the community of Alliston. The Simcoe County District School Board owns a site located on John W. Taylor Avenue.

The ongoing residential development in the community of Alliston will be served by this new school. In 2014 an Attendance Area Review regarding the need to respond to the growth was put in abeyance; and the decision was made to develop a capital priority business case to meet the accommodation needs of the area.

The recommended solution involves construction of a new elementary school. A new elementary school is being recommended in the Capital Priorities list, to be submitted to the Ministry of Education.

The specific information for these schools is found on pages 47 to 57.

Section B - Capital Priority

Priority 4:

To align rural servicing infrastructure with student enrolment.

Over the past five years, five rural elementary schools surrounding the City of Barrie have seen an increase in student enrolment. These schools do not have municipal water or sewage servicing, and are considered to have private servicing owned and operated by the board. The Ministry of the Environment is the authority having jurisdiction for the reasonable use guidelines of these private services. When regulations change the board is required to adhere to the new requirements. As a result, schools with fluctuating needs for portables are constantly under scrutiny which have resulted in the prohibition of increasing portables, and effectively responding to enrolment growth at these locations.

In order to upgrade the private systems, an environmental review is required to evaluate the current design and performance of the septic systems as they relate to existing and future school populations. Preliminary findings indicates that capital upgrades and/or additional land purchases may be required to maintain the current student population and any growth. The infrastructure improvements are based upon new private servicing technologies and these would ultimately range in capital expenditures from \$600,000 to \$1.2 million for each site. W.R. Best PS received ministry funding to upgrade the private servicing and studies are underway to determine suitable options. Additional funds may be required based upon the study results.

As a result in the significant capital requirements, the board would be requesting capital funding from the ministry to either approve infrastructure improvements at the schools, or to provide capital funding for additions on subject schools or neighbouring schools to house the students who could no longer be accommodated at the schools with private servicing.

The schools involved in this capital priority request would be: Forest Hill PS, Guthrie PS, Minesing Central PS, Shanty Bay PS and W.R. Best PS.

The recommended solution involves capital funding to either increase private servicing capacities or the creation of pupil places at municipally serviced schools. This funding request is recommended in the Capital Priorities list, to be submitted to the Ministry of Education.

Section B - Capital Priority

Priority 5:

Construct an addition onto Cameron Street PS to accommodate growth.

In an attempt to balance enrolment within the elementary panel of the Collingwood community, several program changes occurred in September 2014. This included county class redistribution, the creation of the French Immersion program within Wasaga Beach and dividing the French Immersion program into primary and junior divisions. Enrolment within the Collingwood community continues to be greater than the pupil places available. As a result, a capital priority is being proposed to increase pupil spaces at Cameron Street PS.

The recommended solution involves Capital Priorities. A renovation and addition to Cameron Street PS is being recommended in the Capital Priorities list, to be submitted to the Ministry of Education.

The specific information for this school is found on pages 58 to 68.

Section B - Capital Priority

Priority 6:

Conduct an ARC with the recommended solution to consolidate the Stayner schools into a campus style school. The consolidation of facilities will require an increase in classroom spaces, program and facility upgrades.

An ARC is being recommended to study Byng PS, Clearview Meadows ES and Stayner CI, to address declining enrolment, facility conditions and programming needs. In order for consolidation to occur capital funding will be required to address the creation of new pupil places and facility needs. It is anticipated that the capital funding for the consolidation will be used to increase and renew program space at Stayner CI, as well as creating classrooms to accommodate an increase in pupil places. It is estimated that the capital component will be approximately \$7.5 million. It is recommended that this capital priority be submitted as a place holder to ensure the ministry is aware of the future accommodation needs of Stayner.

The ARC would commence once the ministry releases the new Pupil Accommodation Guidelines and the board has developed and implemented a new Pupil Accommodation Policy aligning the two documents.

The recommended solution involves reconfiguration and an addition to improve program delivery. Capital funding to complete renovations/addition is being recommended in the Capital Priorities list, to be submitted to the Ministry of Education.

The specific information for these schools is found on pages 58 to 68 and 193 to 203.

Section C - Early Learning Initiatives

Kindergarten

Full Day Kindergarten has reached the final phase of implementation. The capital portion of FDK has been completed with a total of 86 capital projects and 171 smaller retrofits. A variety of small renovations will occur during the summer of 2015 to round out the final implementation of the FDK program. Creation of outdoor classrooms are still occurring to support the FDK curriculum. With environmental initiatives at the forefront partnership opportunities are being sought to help augment natural greening and habitat creation within our school properties. Stewardship programs will enable the board to create a variety of natural spaces to support student environmental awareness, and help to enhance outdoor education. With the ministry's direction to increase physical daily activity, the outdoor classrooms are being reviewed to determine if there are natural linkages to support DPA requirements as well.

The SCDSB has been invited to participate in a two year Ontario study to review the benefits of outdoor learning with regards to self regulation. This study will begin in 2015/16, with completion and publication expected in 2017. This study will help the board refine program delivery and school grounds greening projects in order to help maximize student engagement, focus, and student understanding and overall enjoyment of the natural world.

Best Start Child and Family Centres

A key goal of the ministry is to bring community services together in a comprehensive, flexible integrated and seamless way so that children and parents can access the services they need in a timely and effective fashion. It is essential that staff take steps to move beyond collaboration and toward the fundamental change necessary to achieve the goals of Best Start through the development of Ontario Best Start Child and Family Centres. Schools First policies are currently being developed with the primary objective of creating a seamless and integrated system for families. The SCDSB is working in partnership with the Best Start network and the County of Simcoe to support this initiative.



Section C - Early Learning Initiatives Continued

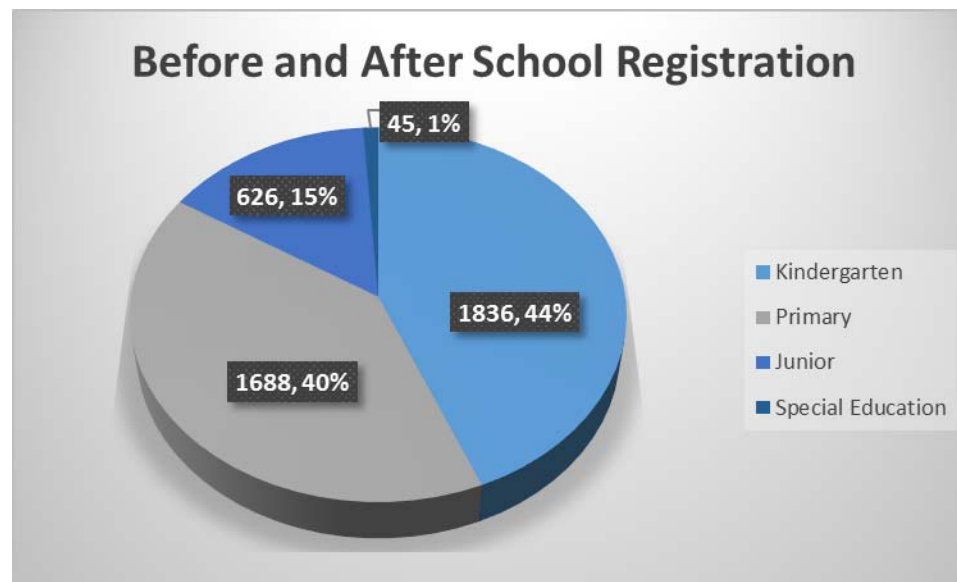
The SCDSB works with community child care providers to operate full day child care centres, before and after school programs, PD days and holiday programs within the schools. These programs create seamless daily experiences for children by offering programs to non-school age children in licensed child care settings as well as programs for school age children after regular school hours.

Child Care

There are seventeen licensed child care centres located within SCDSB schools catering to children from 1.6 to 3.8 years of age. The Ministry of Education has provided childcare funding which will result in a new childcare centre being constructed at Andrew Hunter ES and a toddler room added to Regent Park PS.

Before and After School Care

The Before and After School, PD day and holiday care programs are a part of the Full-Day Kindergarten Program. They offer age appropriate inquiry based programs to children in junior kindergarten to Grade 6. In the 2014/15 school year there are 76 schools offering before and after school programs and 29 schools offering PD day and holiday programs.



Section D - Future Accommodation / Attendance Area Reviews

Projections and data are used to recommend the accommodation of students, and address pressures created by aging buildings, enrolment pressures created by areas of growth and areas of decline, and program needs of all students. This information has been used to propose studies to alleviate these pressures.

The following chart outlines the anticipated reviews beyond 2015/16. Additional reviews, as needed, will be included in the annual Capital Planning process.

School Name	Type Of Study Required		Anticipated Date
	Accommodation Review	Attendance Area Review	
Connaught PS Mountain View ES		X	2016/17

Section E – Program Renewal

French Immersion

With the implementation of French Immersion in 2013, there are several program locations that are experiencing facility or program pressures. The pressures will continue to grow over the next three years as the program expands by grade.

The pressures of the current French Immersion sites are as follows:

Facility Pressures:

- School On The Ground Capacity is less than the enrolment of the students attending the school
- Sites can not accommodate future portable additions due to septic system capacities
- Parking lots are not able to accommodate the increase in staffing compliments and/or the student drop off and pick up

Program:

- The English enrolment numbers are low as the majority of the students are choosing the French Immersion Program

Projections indicate that the rate of growth for the French Immersion program by school can be categorized into two types, sustainable growth schools/sites and rapid growth schools/sites.

Sustainable Growth:

Typically the projections for the sustainable growth schools would have an overall French Immersion population of approximately 250 pupils. This is based upon two grades per year, with attrition (students leaving the program) built into the long term model resulting in a graduating class of 30 pupils.

Rapid Growth:

Typically the projections for the rapid growth schools would have an overall French Immersion population of approximately 400 pupils. This is based upon three grades per year, with attrition built into the long term model resulting in a graduating class of 60 pupils.

Section E – Program

French Immersion Continued

There are several options available to address these two pressure points resulting from French Immersion:

1. Dual Track School

Continue with both an English and French program model provided that:

- a) The enrolment projections of the two combined programs do not exceed the need for six additional portables or classroom addition to accommodate the pupils of the school
- b) The projected English enrolment by grade is 20 pupils per primary grade, and 24 pupils per junior and intermediate grade

2. Single Track French Immersion School

Create a school which accommodates only the French Immersion program model provided that:

- a) The location of the school is central to the community the program will be servicing
- b) The enrolment projections of the French Immersion program do not exceed the need for six portables to accommodate the pupils of the school
- c) That the current English population is reallocated to a different school that is relatively close in proximity, and can accommodate the students without the necessity of more than six portables.
- d) That the septic system can adequately accommodate the change in population

3. New French Immersion Locations

Create additional French Immersion locations to help alleviate the growth pressures at the current French Immersion schools.

4. Divided French Immersion

Separate the program onto two school sites with one being primary and the other junior/intermediate

5. Attendance Area Review

Recommend in the 2014 Capital Plan attendance area reviews to reduce enrolment at the French Immersion sites

6. Reallocate feeder schools

7. Cap the number of classes per grade

Section E – Program

French Immersion Continued

The following chart represents schools accommodating the French Immersion Program:

School	Community	Strategy Utilized	Date of Implementation
Alliston Union	New Tecumseth	Dual Track	2013
Goodfellow PS	Innisfil	Dual Track	2013
Mundy's Bay PS	Midland	Dual Track	2013
Regent Park PS	Orillia	Dual Track	2013
Cameron Street PS	Collingwood	Divided Program Primary	2014/15
Admiral Collingwood ES	Collingwood	Divided Program Junior/Intermediate	Currently Extended French 2017/18 FI JR/INT
Worsley ES	Wasaga Beach	New Program Introduced	2014/15
Oakley Park PS	Barrie	New Program Introduced	2014/15
Forest Hill ES	Springwater	Reallocate Feeder Schools	2014/15
Hillcrest PS	Barrie	Reallocate Feeder Schools	2014/15
Ferndale Woods ES	Barrie	Divided Program Primary	2015/16
Ardagh Bluffs PS	Barrie	Divided Program Junior/Intermediate	Currently Extended French 2017/18 FI JR/INT
Bradford PS	Bradford West Gwillimbury	Divide Program Primary	2015/16
W.H. Day ES	Bradford West Gwillimbury	Divide Program Junior/Intermediate	Currently Extended French 2017/18 FI JR/INT
Warnica PS	Barrie	Single Track	2015/16

Technological Education Renewal Project

SCDSB is currently entering the third phase of the Technological Renewal Education Project in all secondary schools. The goal of this renewal project is to position SCDSB as the provincial leader in technological education by 2017.

The Technological Education Renewal Project has included a significant investment into researching future educational and career opportunities for students, student health and safety, curriculum enhancement, teacher professional development, and renewal of technological education facilities and learning resources. A key element of the project will put processes in place to ensure the on-going sustainability of technological education in the SCDSB.

Phase 1 accomplishments included the following:

- developed school renewal plans, based on research within the board and the analysis of education and career opportunities for students;
- implemented new health and safety procedures and purchased equipment, such as state-of-the-art welding fume ventilation systems. In addition, every teacher and principal received face-to-face training on enhanced culture of safety in all technology programs;
- began the multi-year task of fully renovating and revitalizing technology facilities to reflect today's education and industry standards for the learning/working environment and
- commenced the acquisition of modern learning resources for students in all schools, such as automotive scan tools, computer controlled routers, automation systems and 3D printers.

Phase 2 accomplishments included the following:

- established new courses of study for all secondary technology courses with a focus on innovation and creativity;
- launched new technology programs, such as Health Care Technology with community support in various secondary schools;
- engaged all secondary technology teachers in focused professional development with enabled program enrichment;
- continuing the enhancement of technological education facilities and acquired multiple new learning resources and
- provided all secondary schools with round one of high end technology computers of graphics, modelling and advanced software.

Technological Education Renewal Project Continued

Goals for 2015-16 Phase 3

- Secure a culture of health and safety by putting new processes in place;
- Establish new facilities maintenance protocols to maintain technology labs;
- Institute equipment maintenance, replacement and procurement systems for all technology labs;
- Manage the replacement of each of the current twenty five dust collectors at end of life cycle;
- Enhance the cleanliness of all technology labs;
- Maintain currency of teaching/learning software and related IT hardware;
- Provide on-going teacher professional development and curriculum updates and
- Provide a minimum student project consumable budget and material management system.

Section F – Program

SCDSB Technological Education Sustainability Plan 2015 - 2025

The purpose of the SCDSB Technological Education Sustainability Plan (TESP) is to circumvent the need for a second multi-million dollar reinvestment into all SCDSB Technological Education programs ten years after the current Technology Renewal Project concludes. The TESP is the final major component of the current SCDSB Technological Education Renewal Project which outlines a cost effective strategic investment into sustaining the renewed secondary school technology programs and facilities.

Issue	See Tab Below	Lead Department(s)	Est. Annual Cost
Securing a culture of health and safety	Health and Safety	Health and Safety Program	\$76,562
Dust Collectors: Replacement Plan	Dust Collectors	Maintenance	\$130,000
Instructional equipment: maintenance, replacement and procurement	Maintenance and Program	Maintenance Health and Safety Program	\$397,260
Technology Lab Maintenance and Cleaning	Maintenance and Operations	Operations Maintenance	\$37,500
Teaching/learning software and related IT hardware	Software Licenses	Information Technology Program Student Success	\$122,830
Teacher professional development and curriculum updates	Professional Development	Program Student Success	\$71,088
Consumable budgets and material management	Consumables	Business Services Secondary Principals	\$57,247
		Annual Total	\$892,487

Section G – Facility Partnerships/Community Use

Facility Partnerships

The ministry issued memo 2010:B1, Encouraging Facility Partnerships in February 2009.

The Board approved Policy 2345, Facility Partnerships on June 23, 2010 and revised March 27, 2013. The policy sets out the need to communicate, and addresses partnership suitability, co-building, shared use of unoccupied space facilities, agreements and cost recovery. Partnerships are to be explored and sought out by the board when constructing new schools, undertaking significant renovations and considering options for the use of unoccupied space in schools.

Offering space in schools to partners can reduce facility operating costs, improve services and supports to students, and strengthen relationships between the school board, community partners and the public. Facility partnerships encourage and maximize the use of public infrastructure through increased flexibility and utilization, and provide a foundation for improved service delivery for communities.

The 2013 Capital Plan identified capital priorities to seek viable financial partnerships. In 2014 three capital priorities were approved by the Ministry of Education: Ardtrea/Cumberland Beach replacement school; Victoria Harbour ES addition; and Alcona South new elementary school. Requests for facility partnerships was completed in January 2015. The board is at various stages of determining if there are financially viable partnerships.

It is anticipated that capital business cases will be requested by the Ministry of Education in the spring of 2015. In an effort to support these businesses cases, financially viable facility partnerships that could support or augment the capital priorities business cases should be initiated prior to the next round of ministry submissions.

In order to seek out facility partnerships, an Open House or detailed information should be sent to, among other community groups: each local municipality, the County of Simcoe, Best Start members, non profit child care operators, coterminous boards and colleges/universities. Advertisements and social media can also be used to ensure that a broad spectrum of potential partners can be reached.

If partners are interested in any individual priorities, a request for proposal will be required to determine viability of the partnership and whether or not it can be used to enhance the capital business case submission.

Section G – Facility Partnerships/Community Use

Facility Partnerships continued

The following list are the 2014 capital priorities seeking potential facility capital partnerships.

Capital Partnership Opportunities		
School Name	Type of Construction	Target Opening
Elmvale DHS	Addition/Renovation	2016
Barrie North CI	Consolidation (addition)	2017
North Simcoe ss	Consolidation (new school on MSS site)	2018
New East Alliston	Growth School	2017
Rural Services	Growth Accommodation	2015
Cameron Street PS (Collingwood)	Addition/Renovation	2016
Stayner CI	Addition/Renovation	2018

Community Use

One of the goals of the Simcoe Path is the responsible stewardship of resources. Within this goal is the direction to “optimize the use of resources”. Schools can be the hubs of their community and they can provide a place for the community to come together, volunteer, build skills, access community programs and become physically active.

The Ministry of Education supports community use through the Community Use of Schools Program (CUSP) which provides access to schools after hours for not-for-profit community groups. To date 94 schools have permits for community use.

Currently there are eleven municipalities partnering with the SCDSB with joint use agreements to promote and provide community programming in SCDSB schools. There are 11 reciprocal agreements providing a myriad of unique opportunities for students of the SCDSB and community members.

Next Steps:

- To maximize the number of schools available for and able to offer community use programming.
- Engage in discussion with current partner municipalities and potential future partner municipalities to review existing arrangements with the idea of increasing opportunities.
- Reach out to our Early Years community partners to determine if there are any opportunities for transitional programming to occur within the schools during the regular school hours.

Section H – Environmental Initiatives

Environmental Policy 2325

The Simcoe County District School Board (SCDSB) Environmental Policy documents are our responsibility to take a leadership role in environmental awareness and action. Under the policy, the board has a commitment to sound environmental principles, reflected in its daily activities, decision making, and future planning. Energy conservation, waste management, and environmental education are practices carried out by the Simcoe County District School Board that assist in the implementation of this policy.

Energy Conservation

In April, 2009, the Ministry of Education announced a \$550 million investment to improve the energy efficiency of Ontario Schools under the *Energy Efficient Schools* program. The funding was intended to be used to create more energy efficient learning spaces and reduce greenhouse gas emissions. This funding set the tone for energy efficient standards in our existing buildings and new construction. The success of this project has led to increased conservation measures throughout the board.

With the completion of the *Energy Efficient Schools* project in 2012, the creation of energy efficient standards, and the noticeable energy savings attributed to these projects, the SCDSB invested over \$1 million into energy conservation projects for the 2012-2013 year. The funding for these projects came from the Energy Reserve Stabilization Fund. This fund had grown due to the resulting cost avoidance for heating and electricity from previous years in addition to the incentives received from energy conservation projects. The intended purpose of the Energy Reserve Stabilization Fund is to build up an accumulated surplus from years when the energy budget is underspent to be available to offset energy costs when unusual temperatures result in above average energy use. Funds from this account were also used for capital spending in the construction of Hyde Park Public School (\$540,727.00) and the new Alliston replacement school (\$221,509.00).

Green Energy Act and Energy Conservation and Demand Management Plan

The Green Energy Act (GEA) Regulation 397/11 requires all public bodies, to publicly report their energy use. The second phase of the regulation was implemented on July 31, 2014, requiring public bodies to develop a five-year, comprehensive energy conservation and demand management (ECDM) plan. On June 18, 2014 the Board approved the ECDM prepared by Enerlife Consulting Inc. The five year plan includes energy conservation measures, implementation costs, energy savings, and dedicated staff support to implement the plan. The plan builds on existing measures and it will assist in mitigating dramatic utility cost increases to gas, oil, and electricity. The plan is self-funded, using cost savings and incentive grants from utility companies from previous year's projects. Initial energy audits and testing will commence January 2015.

Section H – Environmental Initiatives Continued

This table is the SCDSB energy profile.

Utility	FY 2010	FY 2011	FY 2012	FY 2013	Year-over-year variance (%)
Electricity (kWh)	39,405,112	41,548,528	44,163,360	44,018,520	-0.33%
Natural Gas (m ³)	6,060,373	5,931,636	5,724,211	5,463,856	-4.55%
Energy (ekWh)	101,948,160	102,763,008	103,237,216	100,405,520	-2.74%
Energy Intensity (ekWh/ft ²)	16	16	16	15	-2.69%
Energy/Student (ekWh)	2,097	2,160	2,252	2,133	-5.29%
Greenhouse Gas Emissions (kgCO ₂)	18,225,696	18,345,220	18,395,218	17,875,402	-2.83%
Emissions Intensity (kgCO/m ²)	31	30	30	29	-2.78%

Energy Intensity Targets

A standards document outlining the energy performance criteria for lighting, mechanical, and BAS systems was developed as part of the Energy Efficient Schools program. These standards have been adapted for retrofit projects and new construction projects. Currently, less than 20% of SCDSB schools operate at these standards. The energy intensity targets are based on the actual performance data from the top performing existing SCDSB schools. These targets were developed to be aligned with the targets set out in American Society of Heating Refrigerating and Air-conditioning Engineers' (ASHRAE) Advanced Energy Design Guide for K-12 schools, which aims to achieve a 50% energy use reduction, compared with ASHRAE 90.1-2004. This table shows the Energy Intensity Targets that were created as part of the *Energy Efficient Schools* program. The targets are based on a natural gas-heated, electrically air conditioned school, excluding portables.

	New Schools		Existing Schools	
	Elementary	Secondary	Elementary	Secondary
Electricity (kWh/sf)	4.5	5.5	5.5	6.5
Average monthly billing demand (W/sf)	1.5	1.6	1.5	1.6
Natural Gas (ekWh/sf)	5.5	6.5	6.5	7.5
Total (ekWh/sf)	10	12	12	14

Section H – Environmental Initiatives Continued

Run it Right:

Enbridge Gas offered a gas savings program to large volume customers (<100,000 m³). Eight SCDSB secondary schools are eligible. The program consists of a building plant and BAS audit by a third party consultant to identify operational improvement opportunities that can save natural gas. Enbridge pays up to \$5000 per building for low-cost/no-cost energy efficient solutions such as: BAS programming, modifications to equipment scheduling, adjusting sensor errors, damper operations, insulation improvements to ducting and piping, and temperature adjustments.

Ontario Power Authority Feed-In Tariff Program:

The Ontario Power Authority (OPA) has developed the Feed-In Tariff (FIT) Program to encourage and promote greater use of renewable energy sources including on-shore wind, waterpower, renewable biomass, biogas, landfill gas and solar photovoltaic. The objective of the FIT Program, in conjunction with the *Green Energy and Green Economy Act, 2009 (Ontario)* and Ontario's Long Term Energy Plan, 2010, is to increased renewable generating facilities of varying sizes, technologies and configurations. The SCDSB was successful in the first round of applications under the FIT 2.0 program, granting 41 SCDSB schools with FIT contracts, a projected generating capacity of 4 MW of electricity. Construction of these projects are anticipated in the spring 2015.

Potentia Solar Inc has the rooftop leasing agreement Under the FIT 2.0 contract and will pay the SCDSB \$0.80/sq.ft. Two additional contracts under FIT 3.0: have been granted: New Orillia SS and Nottawasaga Pines SS. The New Orillia SS contract will be part of the rooftop leasing agreement through AMP Solar Group and the Nottawasaga Pines SS contract will be owned and operated by the board. The photovoltaic array at Nottawasaga Pines was installed at the time of construction with funding for renewable energy from the Ministry of Education. The OPA has recently added an additional 100MW to the FIT 3.0 program.

As part of the rooftop leasing agreement SCDSB is working with the AMP Solar Group to develop a web-based portal and monitoring program to assist in curriculum delivery.

Waste Management

SCDSB currently participates in regular waste (garbage, recycling, and organics) collection through various collection authorities. Consistent waste practices, including education and collection are necessary for reduction and diversion.

Section H – Environmental Initiatives Continued

This table shows the various waste collection service providers and the materials they collect.

Location	Garbage	Recycling	Organics
County of Simcoe	Wasteco	Learning and Living Green	Learning and Living Green
City of Barrie	Wasteco	BFI	None
City of Orillia	Wasteco	BFI	City of Orillia

The organics collection of Orillia and County of Simcoe schools have proven to enhance environmental awareness and increase waste diversion. Four secondary schools are participating in organics collection in some capacity, either in specific food preparation areas, hospitality classrooms or cafeterias including student eating areas.

Recycling Bins

Currently there is no standard for bins, including garbage bins, at schools. Recycling programs have proven to be the most successful when the recycling program at school replicates the same as at home. Habits established within the school are inherently transferred to practices at home, creating a continuous cycle of environmental awareness. As such placement, colour and bin size are critical to waste diversion and reduction.

Environmental Education

Shaping Our Schools, Shaping Our Future (referred to as the *Bondar Report*), was adopted by the Ministry of Education through *Acting Today, Shaping Tomorrow – A Policy Framework for Environmental Education in Ontario Schools*. The policy framework provides guidance to school boards and schools on how they can develop or revise an environmental education policy, teach environmental literacy and enhance the development of more environmentally responsible practices.

Ontario EcoSchools

The program was created to assist schools in implementing and complying with *Acting Today, Shaping Tomorrow* and was adopted by SCDSB in 2008. In order to achieve Ontario EcoSchools status, schools must carry out a series of environmental initiatives in six categories: Teamwork & Leadership, Energy Conservation, Waste Minimization, School Ground Greening, Curriculum and Environmental Stewardship. Schools apply to be certified as an EcoSchool through an annual certification process which assesses and recognizes accomplishments awarding points in each of the six key areas. Since then, 22 schools have been certified at either the bronze, silver, gold, or platinum level. Currently, 16 schools are registered for the 2014-2015 program.

Section H – Environmental Initiatives Continued

Green Teams

Green Teams play an important role in carrying out daily operations at schools, specifically recycling and organics collection. The majority of SCDSB schools have adopted section 3.3 of the SCDSB Environmental Policy 2325 (green teams at each established board site) and have incorporated this collection process as part of their environmental initiatives. Green teams are also important to the success of the Ontario EcoSchools program. These teams campaign, hold events, fundraise, participate in community stewardship initiatives, and provide a voice to the student body about the importance of the environment. Most recently, leading green team staff sponsors at the elementary and secondary levels were invited to join a board best practices team to create a working document showcasing their school's success and the step-by-step protocol for implementation of various environmental programs.

Environmental Investment Plan

The SCDSB offers schools an opportunity to receive funding for environmental initiatives through the Environmental Investment Plan (EIP). Schools can receive up to \$2000 to pursue environmental programming (workshops, trips, etc.), small physical upgrades such as a water bottle filling station, school ground greening, or other "green" initiatives. The SCDSB funds \$30,000 worth of environmental projects through the EIP each year.

Active Transportation

SCDSB is partnering with Active Transportation Barrie (ATB), a community group working to bring together active transportation stakeholders, including the City of Barrie, with the intention of promoting and facilitating active transportation initiatives. The board, in partnership with ATB, is implementing this school year a School Travel Plan as a pilot project for two SCDSB elementary schools in Barrie. This pilot project aims to reduce traffic congestion at the school and to increase the number of students who walk to and from school. This project seeks to understand barriers that inhibit students from walking to school and creating site-specific active transportation routes.

Outdoor Education and School Ground Greening

The implementation of full-day kindergarten focuses on play-based learning both within the classroom and outdoors. The board created outdoor learning areas specifically designed to address children's emotional, physical and mental development. While there was lots of excitement surrounding these new outdoor additions, transitioning play base learning to out of doors posed challenges for many classrooms, as this type of learning has not traditionally happened. To support educator teams, a four prong strategy was developed: outdoor ideas brought into all professional development; hosting of hands on training for outdoor learning in conference format; in school support by hiring an outdoor education technician and involvement in a provincial outdoor research project. These supports are at various stages of implementation, but are proven to be very successful and well received by our educator teams, students and families.

Section H – Environmental Initiatives Continued

Next Steps:

Create an inter-departmental energy team

The team should include representation from maintenance, design and construction, operations, planning, purchasing, and programs. This would promote communication and conservation throughout the board. While there is an in-depth understanding of building operations within the Facility Services department, energy conservation is a team effort that requires building occupants to be aware of basic building operations, classroom temperature sensors, perimeter heating, and utility costs. An expansion of building operations education to include school staff is a critical component to the continued success of energy conservation.

Create a purchasing standard for small and large appliances

The standard should include a demonstrated need for an appliance and mandatory energy efficient criteria for that appliance.

Standardize recycling bins to replicate home program

The bin standard should include appropriate sized bins consistent across the board with a placement guide for classrooms, hallways, depots, offices, and cafeterias.

Develop a standard for the disposal of cafeteria products and florescent bulbs

Cafeteria packaging must be acceptable in the County organics program to accommodate the efforts in the secondary school level. Bulbs should be collected by a safe collection company for proper disposal. These standards support Environmental Policy 2325.

Increase participation in Green Teams, Ontario EcoSchools and Active Transportation

Support schools with additional resources in the form of in-school workshops, professional development for all staff, green values embedded into board culture, and best practices sharing and networking opportunities.

Continue and expand outdoor learning opportunities

The interdepartmental team working on outdoor learning initiatives has proven to be a successful model providing outdoor spaces, curriculum, professional learning opportunities, research and increase in community partnerships. This model should continue to be developed.

Section I – Surplus Property

A surplus land study was completed to review the board's property assets. The study divided properties into Group One: Administrative and Vacant sites, and Group Two: Active School - Severable Sites. The study identified sites for further assessment to determine if a property is integral to the efficient operation, need and use of the board.

A property must be deemed surplus to the board's needs before issuing a proposal to sell a property to those public agencies prescribed in O.Reg. 444/98. Following the 90-day notice period a property may be made available to the private sector if a prescribed public agency does not express an interest in acquiring the property. The following schools have been deemed surplus to the board's needs and the prescribed process to sell the lands was circulated. It is anticipated that each of these properties will be sold or leased to the public or private sector in 2015.

Properties Deemed Surplus

Barrie Central CI
Bond Head PS
Fred C Cook ES - heritage building
Prince of Wales PS
William B Wright Memorial PS
Wyebriidge PS

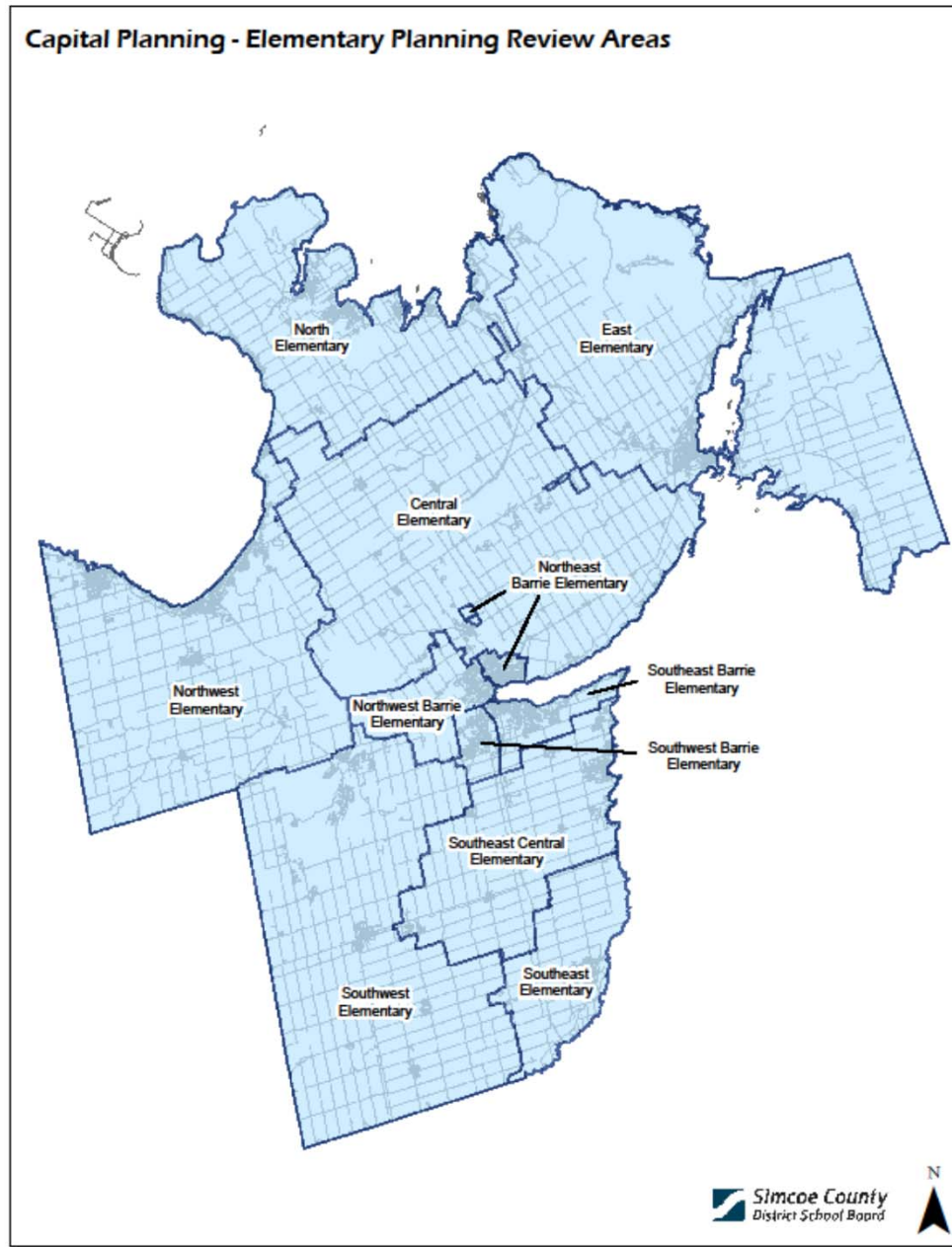
It is recommended that the following schools be deemed surplus to the board's needs. Following the declaration, a proposal to sell each property will be issued in accordance with O.Reg. 444/98.

Properties Under Consideration For Disposition

Alliston Union PS (Albert St location)
Creemore Annex
OD/Park SS (ODCVI property)
Penetanguishene SS
Port McNicoll PS
Waubaushehene ES

A number of school sites include opportunities for the creation of one or more building lots, such as the location of the former bus garage on the Collingwood Collegiate Institute site. The surplus land study will be updated to review severance opportunities throughout the board.

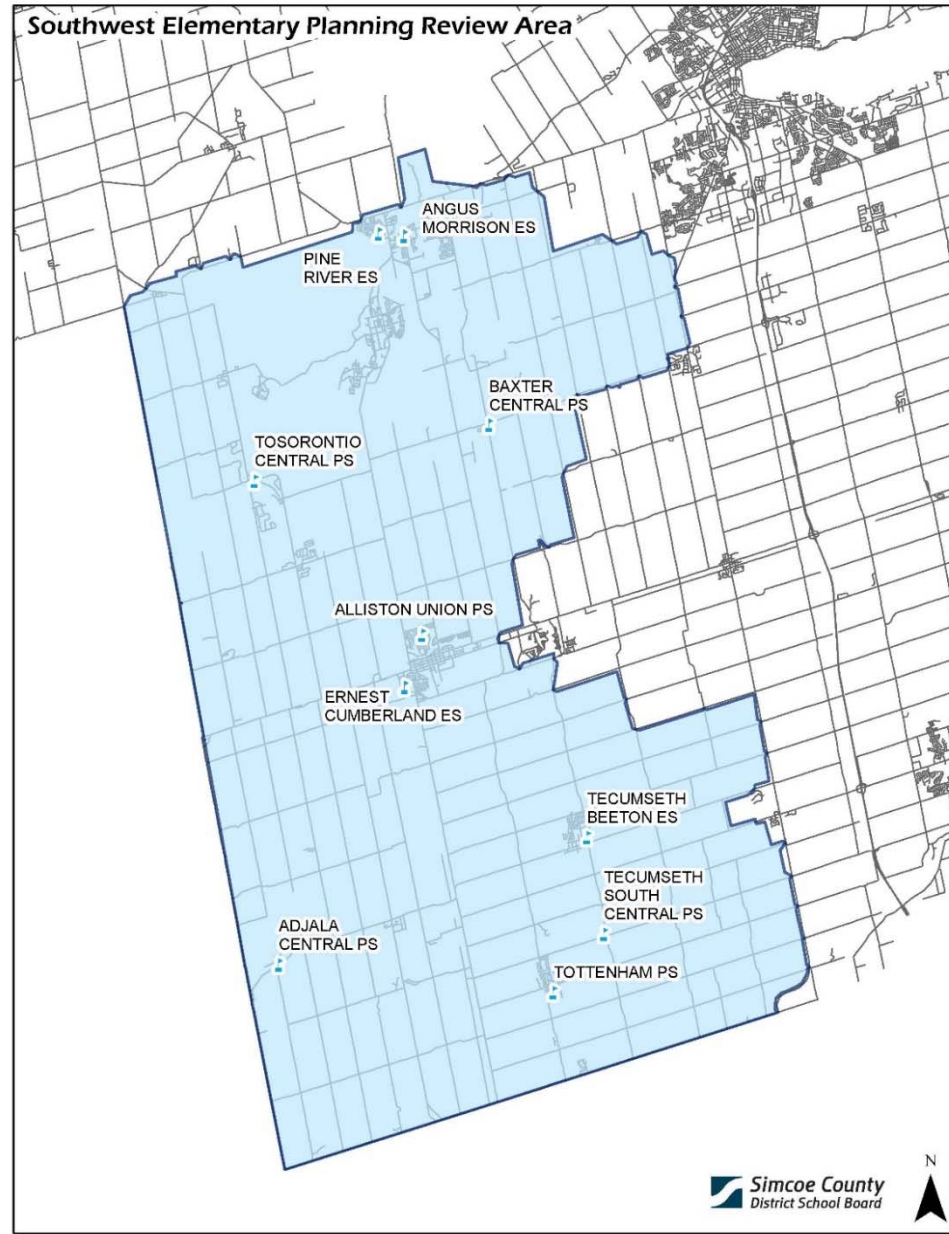
Section J - Elementary Planning Review Areas



Section J - Southwest Elementary Planning Review Area – 1

Enrolment Summary:

Within this review area the overall enrolment is declining. Rural areas and small communities are declining. The community of Alliston and Angus continue to grow. Bond Head has approved development applications anticipated in 2014.



Section J - Southwest Elementary Planning Review Area - 1

School Utilization Summary:

This chart indicates the school utilization for each school within the planning area. The number of portables are minimal as enrolment and school capacity are generally aligned, with the exception of the community of Alliston, where accommodation pressures will continue until further facility capacity is added.

Enrolment Projections to 2025														
Elementary Enrolment	OTG 14	2013	2014	2015	2016	2017	2018	2019	2020	2021	2022	2023	2024	2025
Adjala Central PS	340	237	239	237	236	243	243	250	260	261	265	271	272	272
Alliston Union PS	507	491	701	756	799	813	802	787	784	777	790	793	792	791
Angus Morrison ES	458	574	616	620	623	641	653	653	657	657	641	630	614	610
Baxter Central PS	363	345	324	323	307	290	291	285	286	274	272	273	272	271
Ernest Cumberland ES	539	789	645	650	662	655	649	649	644	632	637	633	642	643
Pine River ES	234	271	259	254	245	248	248	245	241	235	218	226	226	226
Tecumseth Beeton ES	536	453	418	391	372	371	364	355	343	348	344	345	349	349
Tecumseth South Central PS	245	201	188	178	176	170	166	159	162	170	162	163	169	171
Tosorontio Central PS	375	412	367	355	336	328	333	331	340	336	352	364	374	383
Tottenham PS	360	313	307	290	295	291	294	295	287	291	281	281	280	280
Total	3957	4086	4064	4056	4051	4049	4044	4009	4003	3981	3963	3979	3990	3996
Pupils Over/Under Capacity		129	107	99	94	92	87	52	46	24	6	22	33	39

Board Wide Elementary Enrolment: 35,320		Planning Area Enrolment: 4064		% Utilization: 103%
School Name	OTG 2014	# Of Pupils	% Utilization	# Of Portables In Use
Adjala Central PS	340	239	70%	0
Alliston Union PS	507	701	138%	9
Angus Morrison ES	458	616	134%	7
Baxter Central PS	363	324	89%	0
Ernest Cumberland ES	539	645	120%	4
Pine River ES	234	259	111%	2
Tecumseth Beeton ES	536	418	78%	0
Tecumseth South Central PS	245	188	77%	0
Tosorontio Central PS	375	367	98%	0
Tottenham PS	360	307	85%	0

Section J- Southwest Elementary Planning Review Area - 1

Program Space Summary:

The programs shown in this chart are county programs and are distributed according to the needs of the students.

Changes to the location of these programs occur as required.

School Name	Autistic Spectrum Disorder	Developmental Skills	Social Skills	Extended French	French Immersion	Gifted	Section 23
Adjala Central PS	--	--	--	--	--	--	--
Alliston Union PS	--	--	--	Yes	Yes	--	--
Angus Morrison ES	--	--	--	--	--	--	--
Baxter Central PS	--	--	--	--	--	--	--
Ernest Cumberland ES	--	--	--	--	--	--	--
Pine River ES	--	--	--	--	--	--	--
Tecumseth Beeton ES	Yes	--	--	--	--	--	--
Tecumseth South Central PS	--	--	--	--	--	--	--
Tosorontio Central PS	--	--	--	--	--	--	--
Tottenham PS	--	--	--	--	--	--	--

Section J - Southwest Elementary Planning Review Area - 1

Childcare Summary:

This chart summarizes the current locations of the childcare programs operating within the schools of the planning area.

School Name	Infants	Toddlers	Pre School	Extended Child Care
Adjala Central PS	--	--	--	Yes
Alliston Union PS	--	--	--	Yes
Angus Morrison ES	--	--	--	Yes
Baxter Central PS	--	--	--	--
Ernest Cumberland ES	--	Yes	Yes	Yes
Pine River ES	--	--	--	Yes
Tecumseth Beeton ES	--	--	--	Yes
Tecumseth South Central PS	--	--	--	Yes
Tosorontio Central PS	--	--	--	Yes
Tottenham PS	--	Yes	Yes	Yes

Section J - Southwest Elementary Planning Review Area - 1

Holding Schools – Closed To Out Of Area Summary:

This chart summarizes identified holding schools for potential growth solutions.

The schools designated as closed to out of area students are the result of holding school status, new schools, and schools reaching septic capacity.

2015/2016 Holding Schools		2015/2016 Schools Closed To Out Of Area Students	
Holding At:	Holding For:	School:	Reason for Closure
Adjala Central PS	--	--	--
Alliston Union PS	--	Closed	Program
Angus Morrison ES	--	--	--
Baxter Central PS	--	--	--
Ernest Cumberland ES	--	--	--
Pine River ES	--	--	--
Tecumseth Beeton ES	--	--	--
Tecumseth South Central PS	--	--	--
Tosorontio Central PS	--	--	--
Tottenham PS	--	--	--

Section J - Southwest Elementary Planning Review Area - 1

Capital Renewal Summary – Annual Renewal:

The board receives approximately \$7 million annually in renewal funding. Renewal is a planned investment program that ensures that facilities will function appropriately by repairing, maintaining and replacing individual building components to extend their life cycle and improve the overall remaining service life of the building. Within the planning area, the board has allocated \$1,603,704, with the five year renewal needs being an additional \$31,436,143.

Capital Renewal Funding	2011-2012 Annual Renewal Board Allocation: \$6,730,773 Surplus: \$471,882 TOTAL: \$7,202,655		2012-2013 Annual Renewal Board Allocation: \$7,133,218		2013-2014 Annual Renewal Board Allocation: \$7,049,598		2014-2015 Annual Renewal Board Allocation: \$7,238,838		5 Year Renewal Needs Fiscal 2015/16 to Fiscal 2019/20	
	# Of Projects	\$ Allocated Funds	# Of Projects	\$ Allocated Funds	# Of Projects	\$ Allocated Funds	# Of Projects	\$ Allocated Funds	# of Items	Funds Required:
Adjala Central PS	1	\$17,297	1	\$20,126	--	--	--	--	68	\$4,886,366
Alliston Union PS	--	--	--	--	--	--	--	--	0	\$0
Angus Morrison ES	--	--	--	--	1	\$415,762	1	\$260,000	73	\$4,527,477
Baxter Central PS	--	--	1	\$9,194	--	--	--	--	34	\$2,252,438
Ernest Cumberland ES	1	\$29,788	--	--	--	--	--	--	35	\$3,223,634
Pine River ES	1	\$5,858	1	\$61,915	1	\$23,403	1	\$9,500	34	\$1,350,603
Tecumseth Beeton ES	--	--	1	\$31,608	--	--	--	--	65	\$4,782,399
Tecumseth South Central PS	--	--	--	--	1	\$29,847	1	\$600,000	63	\$4,114,468
Tosorontio Central PS	--	--	1	\$73,751	--	--	--	--	51	\$3,904,416
Tottenham PS	1	\$9,156	--	--	--	--	--	\$6,500	52	\$2,394,342
Total	4	\$62,098	5	\$196,594	3	\$469,012	3	\$876,000	475	\$31,436,143

Section J - Southwest Elementary Planning Review Area - 1

Capital Renewal Summary – School Condition Improvement Funding:

In addition to renewal funding, the ministry allocates School Condition Improvement Funding to help with the increasing deferred renewal needs of school board infrastructure. To date the board has received \$16,145,972 in funding. Within this planning area \$319,152 has been allocated.




Capital Renewal Funding	Stage 1 SCI 2011-2012 Board Allocation: \$3,530,725		Stage 2 SCI 2012-2013 Board Allocation: \$3,558,955		Stage 3 SCI 2013-2014 Board Allocation: \$3,387,418		Stage 4 SCI 2014-2015 Board Allocation: \$5,668,874	
	# Of Projects	\$ Allocated Funds	# Of Projects	\$ Allocated Funds	# Of Projects	\$ Allocated Funds	# Of Projects	\$ Allocated Funds
Adjala Central PS	--	--	--	--	--	--	--	--
Alliston Union PS	1	\$146,606	--	--	--	--	--	--
Angus Morrison ES	--	--	--	--	--	--	--	--
Baxter Central PS	--	--	--	--	--	--	--	--
Ernest Cumberland ES	--	--	--	--	--	--	--	--
Pine River ES	--	--	--	--	--	--	--	--
Tecumseth Beeton ES	--	--	--	--	--	--	--	--
Tecumseth South Central PS	--	--	--	--	--	--	--	--
Tosorontio Central PS	--	--	--	--	1	\$172,547	--	--
Tottenham PS	--	--	--	--	--	--	--	--
Total	1	\$146,606	0	\$0	1	\$172,547	0	\$0

Section J - Southwest Elementary Planning Review Area - 1



Energy Consumption Reduction Plan Summary:

Funds for this initiative are used to gather data and provide energy reduction benchmarks that determine the most energy efficient reduction models to determine future projects. The chart shows the current projects underway which will provide the energy reduction benchmark data.

Energy Consumption Reduction Plan

School	Energy Efficient Schools	Energy Conservation 2012 - 2013	Energy Conservation 2013 - 2014	Project	Budget	Funding Source	Status
Adjala Central PS							
Alliston Union PS				Energy Efficient Commissioning	\$221,500	Energy Reserve Stabilization Fund	Complete
Angus Morrison ES							
Baxter Central PS							
Ernest Cumberland ES				BAS Replacement Lighting Retrofit	\$220,000	Energy Efficient Schools	Complete
Pine River ES							
Tecumseth Beeton ES				BAS Replacement Lighting Retrofit	\$270,000	Energy Efficient Schools	Complete
Tecumseth South Central PS							
Tosorontio Central PS							
Tottenham PS							

Section J - Southwest Elementary Planning Review Area - 1

Energy Conservation FIT			EcoSchools					
This table represents the schools currently with contracts under the FIT 2.0 program as well as those who have submitted applications under the FIT 3.0			This table represents schools that have certified as an Ontario EcoSchools. Schools may be certified as bronze, silver or gold level.					
School	FIT 2.0	FIT 3.0	2008/09	2009/10	2010/11	2011/12	2012/13	2013/14
	kW	Application						
Adjala Central PS								
Alliston Union PS	35							
Angus Morrison ES	50							
Baxter Central PS								
Ernest Cumberland ES	100							
Pine River ES	75							
Tecumseth Beeton ES	135							
Tecumseth South Central PS	100							
Tosorontio Central PS								
Tottenham PS	100							








































Section J - Southwest Elementary Planning Review Area - 1

School Accessibility Summary:

The Accessibility For Ontarians With Disabilities Act requires all public buildings within the Province of Ontario to be fully accessible by 2025.

Funding has been used from annual renewal and capital projects. All new schools are constructed to meet the requirements of the Act.

The chart below indicates the accessibility status of the schools within the planning area.

<i>School Name</i>	<i>Site Accessible</i>	<i>School Accessible</i>	<i>Student Washrooms</i>	<i>Staff Washrooms</i>	<i>Special Needs Washroom</i>
Adjala Central PS					
Alliston Union PS					
Angus Morrison ES					
Baxter Central PS					
Ernest Cumberland ES					
Pine River ES					
Tecumseth Beeton ES					
Tecumseth South PS					
Tosorontio Central PS					
Tottenham PS					



Is Accessible

The accessibility symbol indicating the school is accessible does not necessarily mean that the building is fully accessible to the AODA or the Ontario Building Code. This symbol indicates that at least one entrance and washroom is accessible.

Section J - Southwest Elementary Planning Review Area - 1

Capital Funding Summary:

Capital funding provides the board with revenue to construct new schools, additions and renovations in existing schools. These projects are a result of capital priorities approved by the Board and subsequently approved by the ministry. Funding is used to construct new growth schools and additions, replace aging and failing buildings, and renovate existing schools.

Since 2007, the board has received funding approval totaling approximately \$300,658,082.

The chart below shows the new school construction, additions and renovations in this area that have resulted in improved learning environments, and also shows approved projects and their status.

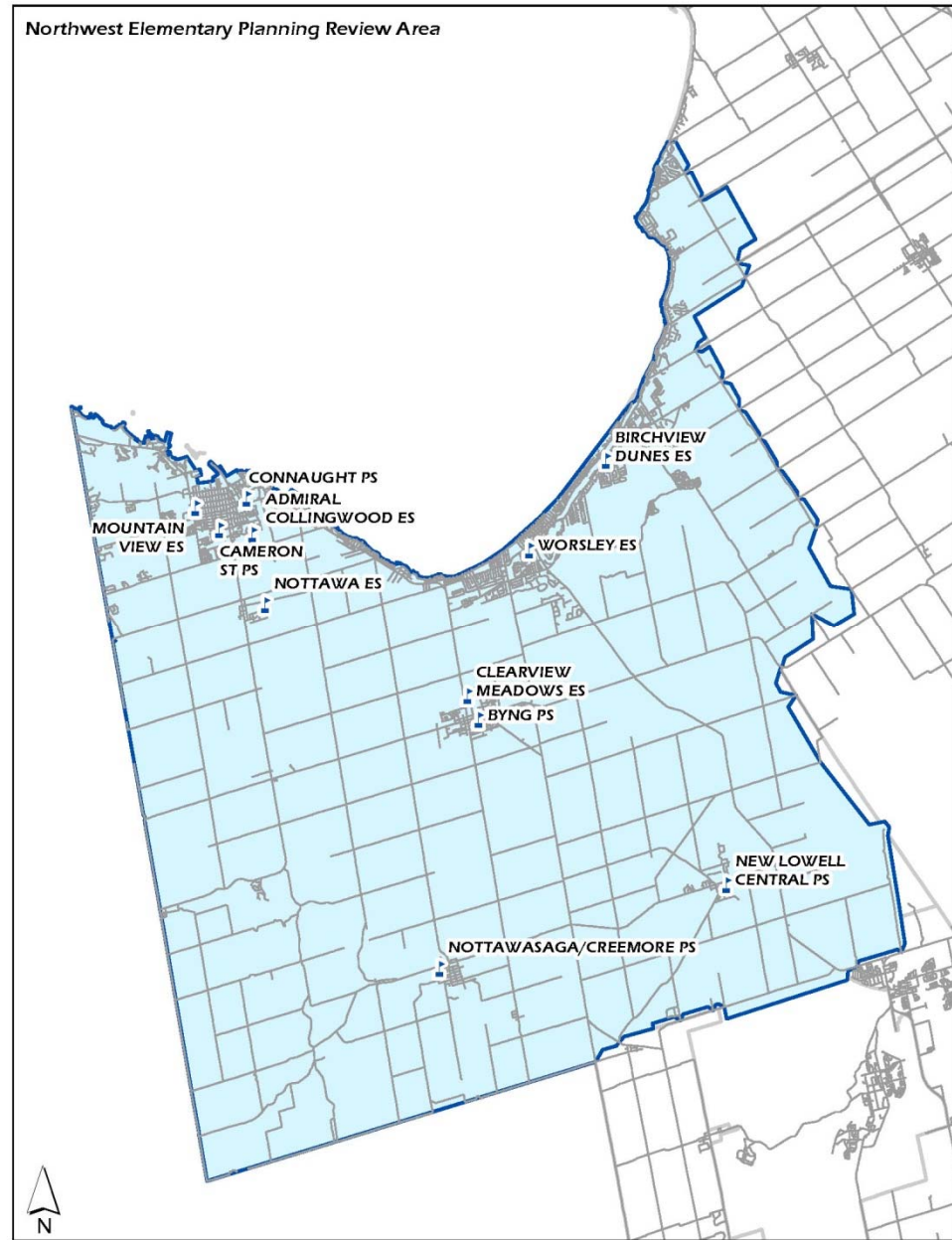
Capital Projects			
New Schools Funded			
Board Wide Allocation:		\$209,561,133	Planning Area Allocated:
			\$10,100,880
School Name	Proposed Opening Date	Allocated Funding	Status
Alliston Union Replacement	2014	\$10,100,880	Complete
Additions/Renovations Funded			
Board Wide Allocation:		\$91,096,949	Planning Area Allocated:
			\$9,186,106
School Name	Proposed Opening Date	Allocated Funding	Status
Angus Morrison ES	2011	\$3,742,623	Complete
Baxter Central PS	2009	\$3,920,926	Complete
Tecumseth Beeton PS	2011	\$1,522,557	Complete

Section J - Northwest Elementary Planning Review Area – 2

Enrolment Summary:

Within this review area the overall enrolment is stable.

Growth within Collingwood has resulted in program redistribution and has generated a need to submit a capital priority to increase On The Ground Capacity.



Section J - Northwest Elementary Planning Review Area - 2

School Utilization Summary:

This chart indicates the school utilization for each school. Only a few portables are required as enrolment and school capacity are aligned.

Enrolment Projections to 2025														
Elementary Enrolment	OTG 14	2013	2014	2015	2016	2017	2018	2019	2020	2021	2022	2023	2024	2025
Admiral Collingwood ES	487	645	581	564	555	534	518	504	499	496	505	511	511	514
Birchview Dunes ES	599	648	666	638	630	604	602	592	572	568	589	575	578	579
Byng PS	303	278	260	247	246	241	228	230	222	221	214	209	209	210
Cameron Street PS	363	363	436	457	483	484	495	500	500	496	498	482	476	476
Clearview Meadows ES	213	280	279	274	271	272	265	261	256	254	259	249	247	247
Connaught PS	309	271	273	274	272	270	277	279	282	289	286	278	276	276
Mountain View ES	271	394	429	431	438	433	424	418	402	408	410	408	390	385
New Lowell Central PS	245	276	260	253	240	230	219	215	214	211	212	211	213	213
Nottawa ES	222	296	306	286	275	260	248	237	236	231	230	224	226	227
Nottawasaga/Creemore PS	176	205	202	197	201	211	212	210	209	210	212	210	211	211
Worsley ES	455	428	448	449	455	460	468	477	479	469	461	465	462	477
Total	3643	4084	4140	4072	4066	3999	3955	3923	3871	3853	3875	3821	3801	3816
Pupils Over/Under Capacity		441	497	429	423	356	312	280	228	210	232	178	158	173

School Utilization

Board Wide Elementary Enrolment: 35,320		Planning Area Enrolment: 4,140		% Utilization: 114%
School Name	OTG 2014	# Of Pupils	% Utilization	# Of Portables In Use
Admiral Collingwood ES	487	581	119%	4
Birchview Dunes ES	599	666	111%	4
Byng PS	303	260	86%	0
Cameron Street PS	363	436	120%	4
Clearview Meadows ES	213	279	131%	3
Connaught PS	309	273	88%	0
Mountain View ES	271	429	158%	6
New Lowell Central PS	245	260	106%	2
Nottawa ES	222	306	138%	4
Nottawasaga/Creemore PS	176	202	115%	0
Worsley ES	455	448	98%	0

Section J - Northwest Elementary Planning Review Area - 2

Program Space Summary:

The programs shown in this chart are county programs and are distributed according to the needs of the students. Changes to the location of these programs can occur as required.

School Name	Autistic Spectrum Disorder	Developmental Skills	Social Skills	Extended French	French Immersion	Gifted	Section 23
Admiral Collingwood ES	Yes	--	--	Yes	--	--	--
Birchview Dunes ES	--	--	Yes	--	--	--	--
Byng PS	--	--	--	--	--	--	--
Cameron Street PS	--	--	--	--	Yes	--	--
Clearview Meadows ES	--	--	--	--	--	--	--
Connaught PS	--	Yes	--	--	--	--	--
Mountain View ES	--	--	--	--	--	Yes	--
New Lowell Central PS	--	--	--	--	--	--	--
Nottawa ES	--	--	--	--	--	--	--
Nottawasaga/Creemore PS	--	--	--	--	--	--	--
Worsley ES	--	--	--	--	Yes	--	--

Section J - Northwest Elementary Planning Review Area - 2

Childcare Summary:

This chart summarizes the current locations of the childcare programs operating within the schools of the planning area.

School Name	Infants	Toddlers	Pre School	Extended Child Care
Admiral Collingwood ES	--	--	--	Yes
Birchview Dunes ES	--	Yes	Yes	Yes
Byng PS	--	--	--	Yes
Cameron Street PS	--	--	--	Yes
Clearview Meadows ES	--	--	--	Yes
Connaught PS	--	--	--	Yes
Mountain View ES	--	--	--	Yes
New Lowell Central PS	--	--	--	--
Nottawa ES	--	--	--	Yes
Nottawasaga/Creemore PS	--	--	--	--
Worsley ES	--	--	--	Yes

Section J - Northwest Elementary Planning Review Area - 2

Holding Schools – Closed To Out Of Area Summary:

This chart summarizes schools identified as holding schools for potential growth solutions.

The schools designated as closed to out of area students are the result of holding school status, new schools, and schools reaching septic capacity.

Holding At	Holding For	Status	Reason for Closure
Admiral Collingwood ES	--	Closed	Program
Birchview Dunes ES	--	--	--
Byng PS	--	--	--
Cameron Street PS	--	Closed	Program
Clearview Meadows ES	--	--	--
Connaught PS	--	--	--
Mountain View ES	--	--	--
New Lowell Central PS	--	--	--
Nottawa ES	--	--	--
Nottawasaga/Creemore PS	--	--	--
Worsley ES	--	Closed	Program

Section J - Northwest Elementary Planning Review Area - 2

Capital Renewal Summary – Annual Renewal:

The board receives approximately \$7 million annually in renewal funding. Renewal is a planned investment program that ensures that facilities will function appropriately by repairing, maintaining and replacing individual building components to extend their life cycle and improve the overall remaining service life of the building. Within the planning area, the board has allocated \$3,777,032, with the five year renewal needs being an additional \$29,280,036.

Capital Renewal Funding	2011-2012 Annual Renewal Board Allocation: \$6,730,773 Surplus: \$471,882 TOTAL: \$7,202,655		2012-2013 Annual Renewal Board Allocation: \$7,133,218		2013-2014 Annual Renewal Board Allocation: \$7,049,598		2014-2015 Annual Renewal Board Allocation: \$7,238,838		5 Year Renewal Needs Fiscal 2015/16 to Fiscal 2019/20	
	# Of Projects	\$ Allocated Funds	# Of Projects	\$ Allocated Funds	# Of Projects	\$ Allocated Funds	# Of Projects	\$ Allocated Funds	# of Items	Funds Required:
Admiral Collingwood ES	--	--	--	--	--	--	--	--	13	\$733,259
Birchview Dunes ES	1	\$21,488	1	26,081	--	--	--	--	55	\$4,125,670
Byng PS	--	--	1	4,450	1	\$48,386	1	\$158,500	63	\$4,229,616
Cameron Street PS	1	\$373,064	--	--	--	--	--	--	37	\$2,111,470
Clearview Meadows ES	--	--	--	--	--	--	1	\$150,000	15	\$585,025
Connaught PS	1	\$265,292	1	500,863	--	--	1	\$18,000	74	\$4,667,441
Mountain View ES	--	--	--	--	1	\$370,185	--	--	47	\$2,581,302
New Lowell Central PS	--	--	1	4,597	--	--	1	\$350,000	38	\$1,413,653
Nottawa ES	1	\$27,341	1	3,065	--	--	--	--	32	\$2,298,705
Nottawasaga/Creemore PS	1	\$420,817	--	--	--	--	1	\$400,000	53	\$3,041,565
Worsley ES	--	--	1	223,118	1	\$411,784	--	--	68	\$3,492,330
Total	5	\$1,108,003	6	\$762,175	3	\$830,355	5	\$1,076,500	495	\$29,280,036

Section J - Northwest Elementary Planning Review Area - 2

Capital Renewal Summary – School Condition Improvement Funding:

In addition to renewal funding, the ministry allocates School Condition Improvement Funding to help with the increasing deferred renewal needs of school board infrastructure. To date the board has received \$16,145,972 in funding. Within this planning area \$719,322 has been allocated.







Capital Renewal Funding	Stage 1 SCI 2011-2012 Board Allocation: \$3,530,725		Stage 2 SCI 2012-2013 Board Allocation: \$3,558,955		Stage 3 SCI 2013-2014 Board Allocation: \$3,387,418		Stage 4 SCI 2014-2015 Board Allocation: \$5,668,874	
	# Of Projects	\$ Allocated Funds	# Of Projects	\$ Allocated Funds	# Of Projects	\$ Allocated Funds	# Of Projects	\$ Allocated Funds
Admiral Collingwood ES	--	--	--	--	--	--	--	--
Birchview Dunes ES	--	--	--	--	--	--	--	--
Byng PS	--	--	--	--	--	--	--	--
Cameron Street PS	--	--	--	--	--	--	--	--
Clearview Meadows ES	--	--	--	--	--	--	--	--
Connaught PS	--	--	--	--	1	\$343,285	--	--
Mountain View ES	--	--	1	\$376,037	--	--	--	--
New Lowell Central PS	--	--	--	--	--	--	--	--
Nottawa ES	--	--	--	--	--	--	--	--
Nottawasaga/Creemore PS	--	--	--	--	--	--	--	--
Worsley ES	--	--	--	--	--	--	--	--
Total	0	\$0	1	\$376,037	1	\$343,285	0	\$0

Section J - Northwest Elementary Planning Review Area - 2

Energy Consumption Reduction Plan Summary:

Funds for this initiative are used to gather data and provide energy reduction benchmarks that determine the most energy efficient reduction models to determine future projects.

The chart shows the current projects underway which will provide the energy reduction benchmark data.

Energy Consumption Reduction Plan							
School	Energy Efficient Schools	Energy Conservation 2012 - 2013	Energy Conservation 2013 - 2014	Project	Budget	Funding Source	Status
Admiral Collingwood ES							
Birchview Dunes ES				Lighting retrofit	\$150,000	Energy Efficient Schools	Complete
Byng PS							
Cameron Street PS							
Clearview Meadows ES				BAS Replacement	\$100,000	Energy Efficient Schools	Complete
Connaught PS				BAS Replacement	\$50,000	Energy Efficient Schools	Complete
Mountain View ES							
New Lowell Central PS				BAS Replacement Lighting	\$140,000 \$55,000	Energy Efficient Schools	Complete
Notfawa ES				BAS Replacement Lighting Retrofit	\$204,460	Energy Stabilization Fund	Complete
Notlawasaga/Creemore PS							
Worsley ES				Lighting Retrofit Mechanical Upgrade	\$74,461 \$187,000	Energy Reserve Stabilization Fund	Complete Complete

Section J - Northwest Elementary Planning Review Area - 2







Energy Conservation FIT

This table represents the schools currently with contracts under the FIT 2.0 program as well as those who have submitted applications under the FIT 3.0

School	FIT 2.0		FIT 3.0	
	kW	Application		
Admiral Collingwood ES	100			
Birchview Dunes ES	100			
Byng PS				
Cameron Street PS	100			
Clearview Meadows ES				
Connaught PS	50			
Mountain View ES	75			
New Lowell Central PS	75			
Nottawa ES	100			
Nottawasaga/Creemore PS				
Worsley ES	75			

EcoSchools

This table represents schools that have certified as an Ontario EcoSchools. Schools may be certified as bronze, silver or gold level.

2008/09	2009/10	2010/11	2011/12	2012/13	2013/14
					
					
					









































Section J - Northwest Elementary Planning Review Area - 2

School Accessibility Summary:

The Accessibility For Ontarians With Disabilities Act requires all public buildings within the Province of Ontario to be fully accessible by 2025.

Funding has been used from annual renewal and capital projects. All new schools are constructed to meet the requirements of the Act.

The chart below indicates the accessibility status of the schools within the planning area.

<i>School Name</i>	<i>Site Accessible</i>	<i>School Accessible</i>	<i>Student Washrooms</i>	<i>Staff Washrooms</i>	<i>Special Needs Washroom</i>
Admiral Collingwood ES					
Birchview Dunes ES					
Byng PS					
Cameron Street PS					
Clearview Meadows ES					
Connaught PS					
Mountain View ES					
New Lowell Central PS					
Nottawasaga PS					
Nottawa ES					
Worsley ES					



Is Accessible

The accessibility symbol indicating the school is accessible does not necessarily mean that the building is fully accessible to the AODA or the Ontario Building Code. This symbol indicates that at least one entrance and washroom is accessible.

Section J - Northwest Elementary Planning Review Area - 2

Capital Funding Summary:

Capital funding provides the board with revenue to construct new schools, additions and renovations in existing schools. These projects are a result of capital priorities approved by the Board and subsequently approved by the ministry. Funding is used to construct new growth schools and additions, replace aging and failing buildings, and renovate existing schools.

Since 2007, the board has received funding approval totaling approximately \$300,658,082.

The chart below shows the new school construction, additions and renovations in this area that have resulted in improved learning environments, and also shows approved projects and their status.

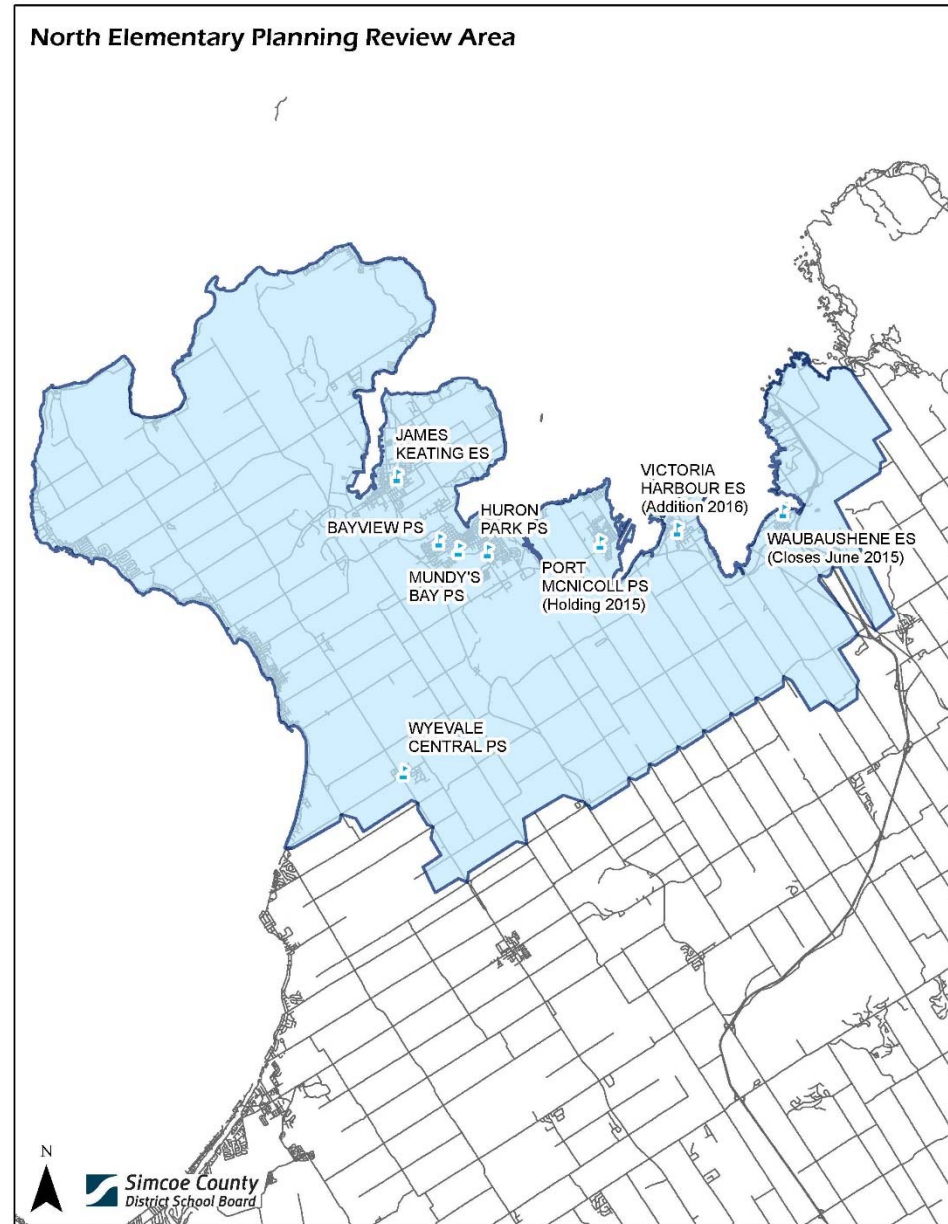
Capital Projects			
New Schools Funded			
Board Wide Allocation:	\$209,561,133	Planning Area Allocated:	\$0
School Name	Proposed Opening Date	Allocated Funding	Status
--	--	--	--
Additions/Renovations Funded			
Board Wide Allocation:	\$91,096,949	Planning Area Allocated:	\$0
School Name	Proposed Opening Date	Allocated Funding	Status
--	--	--	--

Section J - North Elementary Review Area - 3

Enrolment Summary:

Within this review area enrolment is declining. The opening of Mundy's Bay PS and closing of Parkview PS and Regent PS alleviated enrolment pressures, creating a balanced enrolment. Rural schools are continuing to decline. Communities such as Victoria Harbour, Port McNicoll, and Waubaushene are experiencing decline in student enrolment as these areas are being developed with condominium homes, seasonal residents, and adult lifestyle housing.

Ministry approved an addition onto Victoria Harbour ES, which will begin in summer 2015. The consolidation of Port McNicoll PS, Victoria Harbour ES and Waubaushene ES will occur in September 2015, with students being temporary located at Port McNicoll PS until the consolidated school's addition is complete.



Section J - North Elementary Planning Review Area - 3

School Utilization Summary:

This chart indicates the school utilization for each school. There are a few portables used because enrolment and school capacity in some of the schools are not aligned.

Enrolment Projections to 2025														
Elementary Enrolment	OTG 14	2013	2014	2015	2016	2017	2018	2019	2020	2021	2022	2023	2024	2025
Bayview PS	395	367	376	364	362	373	376	374	372	377	384	375	368	369
Huron Park PS	404	369	348	351	353	362	355	353	345	353	355	353	351	350
James Keating ES	314	250	271	265	273	272	276	279	264	265	271	244	253	261
Mundy's Bay PS	464	472	507	544	587	584	582	579	574	579	564	550	550	549
Port McNicoll PS*	268	161	166											
Victoria Harbour ES*	277	315	311	544	540	556	550	556	554	557	562	549	550	549
Waubashene ES*	155	108	103											
Wyevale Central PS	190	221	216	216	216	219	222	216	217	215	222	216	218	218
Total	2467	2263	2298	2284	2330	2365	2361	2357	2325	2346	2358	2288	2290	2297
Pupils Over/Under Capacity		-204	-169	-183	59	94	90	86	54	75	87	17	19	26

* Capacity is amended in 2016 closure of Port McNicoll PS, Waubashene ES and an addition onto Victoria Harbour ES

Board Wide Elementary Enrolment: 35,320		Planning Area Enrolment: 2,298		% Utilization: 95%
School Name	OTG 2014	# Of Pupils	% Utilization	# Of Portables
Bayview PS	395	376	95%	0
Huron Park PS	404	348	86%	0
James Keating ES	314	271	86%	0
Mundy's Bay PS	464	507	109%	3
Port McNicoll PS	268	166	62%	0
Victoria Harbour ES	277	311	112%	1
Waubashene ES	104	103	99%	1
Wyevale Central PS	190	216	114%	2

Section J - North Elementary Planning Review Area – 3

Program Space Summary:

The programs shown in this chart are county programs and are distributed according to the needs of the students.

Changes to the location of these programs can occur as required.

School Name	Autistic Spectrum Disorder	Developmental Skills	Social Skills	Extended French	French Immersion	Gifted	Section 23
Bayview PS	--	--	--	--	--	Yes	--
Huron Park PS	Yes	Yes	--	--	--	--	--
James Keating ES	--	--	Yes	--	--	--	--
Mundy's Bay PS	--	--	--	Yes	Yes	--	--
Tay ps (held at Port McNicoll PS)	--	--	Yes	--	--	--	--
Wyevale Central PS	--	--	--	--	--	--	--

Section J - North Elementary Planning Review Area - 3

Childcare Summary:

This chart summarizes the current locations of the childcare programs operating within the schools of the planning area.

School Name	Infants	Toddlers	Pre School	Extended Child Care
Bayview PS	--	--	--	Yes
Huron Park PS	--	--	--	Yes
James Keating ES	--	--	--	Yes
Mundy's Bay PS	--	--	Yes	Yes
Tay ps (held at Port McNicoll PS)	--	--	--	Yes
Wyevale Central PS	--	--	--	Yes

Section J - North Elementary Planning Review Area - 3

Holding Schools – Closed To Out Of Area Summary:

This chart summarizes schools identified as holding schools for potential growth solutions.

The schools designated as closed to out of area students are the result of holding school status, new schools, and schools reaching septic capacity.

2015/2016 Holding Schools		2015/2016 Schools Closed To Out Of Area Students	
Holding At:	Holding For:	School:	Reason for Closure
Bayview PS	--	--	--
Huron Park PS	--	--	--
James Keating ES	--	--	--
Mundy's Bay PS	--	Closed	Program
Tay ps (held at Port McNicoll PS)	--	Closed	Capital Project
Wyevale Central PS	--	--	--

Section J - North Elementary Planning Review Area - 3

Capital Renewal Summary – Annual Renewal:

The board receives approximately \$7 million annually in renewal funding. Renewal is a planned investment program that ensures that facilities will function appropriately by repairing, maintaining and replacing individual building components to extend their life cycle and improve the overall remaining service life of the building. Within the planning area, the board has allocated \$1,295,161, with the five year renewal needs being an additional \$23,830,473.

Capital Renewal Funding	2011-2012 Annual Renewal Board Allocation: \$6,730,773 Surplus: \$471,882 TOTAL: \$7,202,655		2012-2013 Annual Renewal Board Allocation: \$7,133,218		2013-2014 Annual Renewal Board Allocation: \$7,049,598		2014-2015 Annual Renewal Board Allocation: \$7,238,838		5 Year Renewal Needs Fiscal 2015/16 to Fiscal 2019/20	
	# Of Projects	\$ Allocated Funds	# Of Projects	\$ Allocated Funds	# Of Projects	\$ Allocated Funds	# Of Projects	\$ Allocated Funds	# of Items	Funds Required:
Bayview PS	--	--	--	--	1	\$1,079	--	--	35	\$1,983,535
Huron Park PS	--	--	--	--	--	--	--	--	56	\$3,082,887
James Keating ES	1	\$299,493	--	--	--	--	--	--	22	\$2,872,382
Mundy's Bay PS	--	--	1	\$14,491	1	\$4,876	--	--	11	\$2,134,018
Port McNicoll PS	--	--	--	--	--	--	--	--	59	\$4,815,518
Victoria Harbour ES	1	\$4,451	--	--	--	--	1	\$500,000	53	\$5,074,976
Waubashene ES	--	--	1	\$134,532	--	--	--	--	46	\$2,403,393
Wyevale Central PS	1	\$136,464	1	\$124,355	1	\$75,420	--	--	45	\$1,463,764
Total	3	\$440,408	3	\$273,378	3	\$81,375	1	\$500,000	327	\$23,830,473

Section J - North Elementary Planning Review Area - 3

Capital Renewal Summary – School Condition Improvement Funding:

In addition to renewal funding, the ministry allocates School Condition Improvement Funding to help with the increasing deferred renewal needs of school board infrastructure. To date the board has received \$16,145,972 in funding. Within this planning area \$1,567,345 has been allocated.

Capital Renewal Funding	Stage 1 SCI 2011-2012 Board Allocation: \$3,530,725		Stage 2 SCI 2012-2013 Board Allocation: \$3,558,955		Stage 3 SCI 2013-2014 Board Allocation: \$3,387,418		Stage 4 SCI 2014-2015 Board Allocation: \$5,668,874	
	# Of Projects	Allocated Funds	# Of Projects	Allocated Funds	# Of Projects	\$ Allocated Funds	# Of Projects	\$ Allocated Funds
Bayview PS	--	--	--	--	--	--	--	--
Huron Park PS	--	--	--	--	--	--	--	--
James Keating ES	--	--	--	--	--	--	--	--
Mundy's Bay PS	--	--	--	--	--	--	--	--
Port McNicoll PS	--	--	--	--	--	--	--	--
Victoria Harbour ES	--	--	1	\$60,264	--	--	1	\$1,500,000
Waubashene ES	--	--	--	--	--	--	--	--
Wyevale Central PS	1	\$7,081	--	--	--	--	--	--
Total	1	\$7,081	1	\$60,264	0	\$0	1	\$1,500,000


Section J - North Elementary Planning Review Area - 3

Energy Consumption Reduction Plan Summary:

Funds for this initiative are used to gather data and provide energy reduction benchmarks that determine the most energy efficient reduction models to determine future projects.

The chart shows the current projects underway which will provide the energy reduction benchmark data.

Energy Consumption Reduction Plan

School Name	Energy Efficient Schools	Energy Conservation 2012 - 2013	Energy Conservation 2013 - 2014	Project	Budget	Funding Source	Status
Bayview PS							
Huron Park PS							
James Keating ES							
Mundy's Bay PS							
Port McNicoll PS							
Victoria Harbour ES				Lighting Retrofit	\$65,000	Energy Efficient Schools	Complete
Waubashene ES							
Wyevale Central PS							

Section J - North Elementary Planning Review Area - 3








Energy Conservation FIT

This table represents the schools currently with contracts under the FIT 2.0 program as well as those who have submitted applications under the FIT 3.0

School	FIT 2.0	FIT 3.0
	kW	Application
Bayview PS		
Huron Park PS		
James Keating ES	75	
Mundy's Bay PS		
Port McNicoll PS		
Victoria Harbour ES		
Waubashene ES		
Wyevale Central PS		

EcoSchools

This table represents schools that have certified as an Ontario EcoSchools. Schools may be certified as bronze, silver or gold level.

2008/09	2009/10	2010/11	2011/12	2012/13	2013/14
					
					
					
					






























Section J - North Elementary Planning Review Area - 3

School Accessibility Summary:

The Accessibility For Ontarians With Disabilities Act requires all public buildings within the Province of Ontario to be fully accessible by 2025.

Funding has been used from annual renewal and capital projects. All new schools are constructed to meet the requirements of the Act.

The chart below indicates the accessibility status of the schools within the planning area.

<i>School Name</i>	<i>Site Accessible</i>	<i>School Accessible</i>	<i>Student Washrooms</i>	<i>Staff Washrooms</i>	<i>Special Needs Washroom</i>
Bayview PS					
Huron Park PS					
James Keating ES					
Mundy's Bay PS					
Port McNicoll PS (CLOSING)					
Victoria Harbour ES					
Waubaushene ES (CLOSING)					
Wyevale Central PS					

 Is Accessible

The accessibility symbol indicating the school is accessible does not necessarily mean that the building is fully accessible to the AODA or the Ontario Building Code. This symbol indicates that at least one entrance and washroom is accessible.

Section J - North Elementary Planning Review Area - 3

Capital Funding Summary:

Capital funding provides the board with revenue to construct new schools, additions and renovations in existing schools. These projects are a result of capital priorities approved by the Board and subsequently approved by the ministry. Funding is used to construct new growth schools and additions, replace aging and failing buildings, and renovate existing schools.

Since 2007, the board has received funding approval totaling approximately \$300,658,082.

The chart below shows the new school construction, additions and renovations in this area that have resulted in improved learning environments, and also shows approved projects and their status.

Capital Projects			
New Schools Funded			
Board Wide Allocation:	\$209,561,133	Planning Area Allocated:	\$14,429,818
School Name	Proposed Opening Date	Allocated Funding	Status
Mundy's Bay PS	2008	\$14,429,818	Complete
Additions/Renovations Funded			
Board Wide Allocation:	\$91,096,949	Planning Area Allocated:	\$22,996,403
School Name	Proposed Opening Date	Allocated Funding	Status
Bayview PS	2008	\$6,778,744	Complete
Huron Park PS	2008	\$5,276,640	Complete
James Keating ES	2008	\$5,974,458	Complete
Tay ps	2016	\$4,966,561	Design Stage

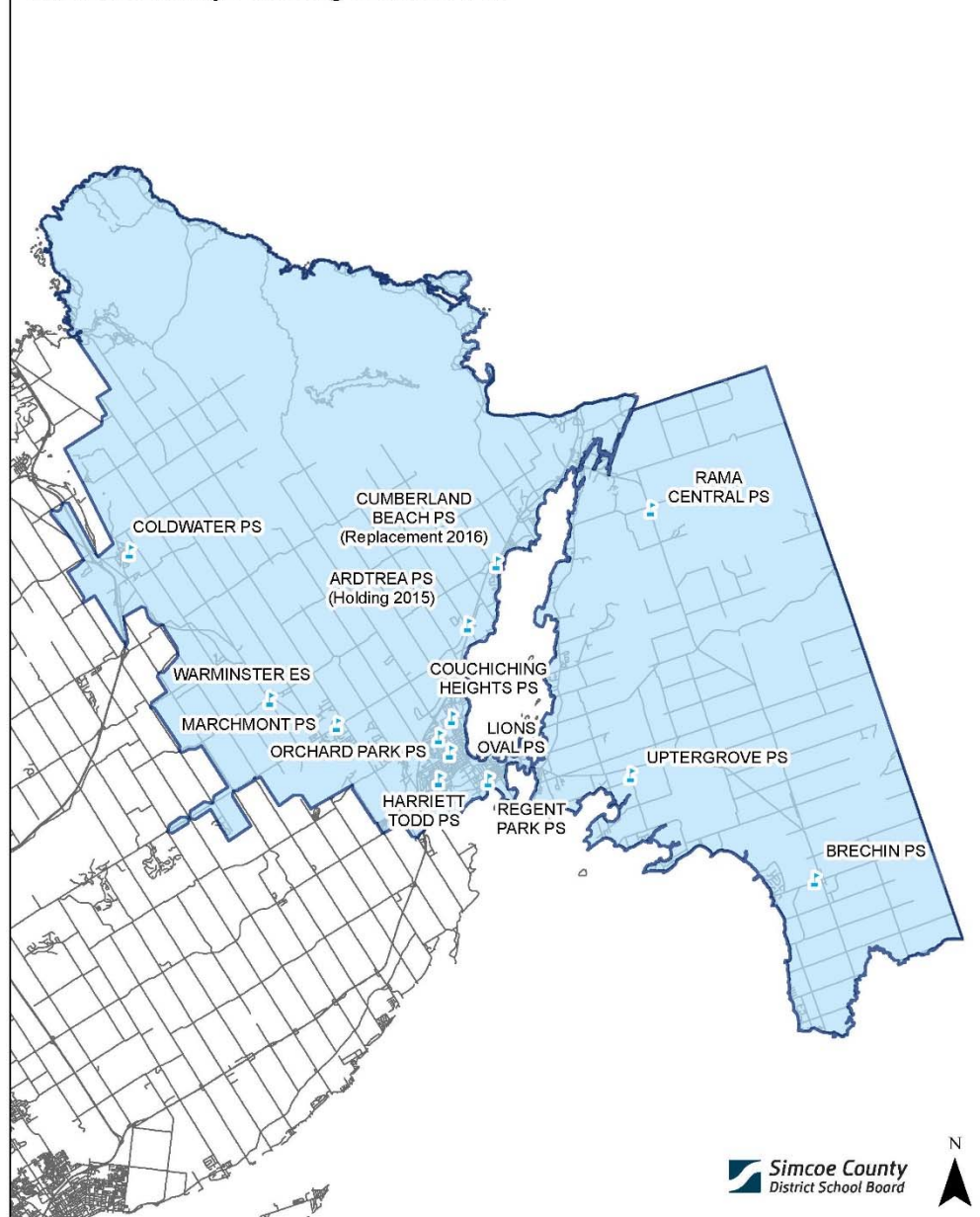
Section J - East Elementary Planning Review Area – 4

Enrolment Summary:

Within this review area enrolment is stable.

The Ministry approved a capital funding project to consolidate and replace Ardtrea/Cumberland Beach PS, on the Cumberland site. Construction will begin summer 2015, the students will be accommodated on the Ardtrea site until the new school is completed.

East Elementary Planning Review Area



Section J - East Elementary Planning Review Area – 4

School Utilization Summary:

This chart indicates the school utilization for each school. There are a few portables used because enrolment and school capacity in some schools are not aligned.

Enrolment Projections to 2025														
Elementary Enrolment	OTG 14	2013	2014	2015	2016	2017	2018	2019	2020	2021	2022	2023	2024	2025
Ardtree-Cumberland Beach PS*	320	350	336	331	330	327	333	330	338	336	332	333	326	327
Brechin PS	245	186	191	188	184	172	172	169	160	157	151	141	145	145
Coldwater PS	337	303	299	289	342	327	335	332	322	325	327	319	316	317
Couchiching Heights PS	303	335	331	324	324	328	328	320	328	326	328	316	322	322
Harriett Todd PS	576	473	490	478	484	490	489	490	493	497	502	489	491	495
Lions Oval PS	463	481	464	464	476	466	479	484	497	503	515	516	520	522
Marchmont PS	305	347	344	336	345	341	336	336	322	335	326	324	332	339
Orchard Park PS	390	482	446	436	438	438	432	425	435	433	435	436	437	440
Rama Central PS	236	235	209	210	207	199	196	188	187	185	181	181	183	183
Regent Park PS	510	482	551	591	630	613	598	574	551	563	563	560	562	564
Uptergrove PS	245	282	298	293	291	296	296	296	297	295	291	284	282	281
Warminster ES	173	196	202	212	222	232	243	254	261	264	268	264	258	258
Total	4103	4152	4161	4153	4273	4229	4238	4198	4191	4219	4219	4161	4176	4192
Pupils Over/Under Capacity		49	58	-45	173	129	138	98	91	119	119	61	76	92

Board Wide Elementary Enrolment: 35,320		Planning Area Enrolment: 4,161		% Utilization: 101%	
School Name	OTG 2014	# Of Pupils	% Utilization	# Of Portables in use	
Ardtree-Cumberland Beach PS	338	336	99%	1	
Brechin PS	245	191	78%	0	
Coldwater PS	337	299	89%	0	
Couchiching Heights PS	303	331	109%	2	
Harriett Todd PS	576	490	85%	0	
Lions Oval PS	463	464	100%	1	
Marchmont PS	305	344	113%	3	
Orchard Park PS	390	446	114%	4	
Rama Central PS	236	209	89%	1	
Regent Park PS	510	551	108%	0	
Uptergrove PS	245	298	122%	2	
Warminster ES	173	202	117%	2	

Section J - East Elementary Planning Review Area – 4

Program Space Summary:

The programs shown in this chart are county programs and are distributed according to the needs of the students.

Changes to the location of these programs can occur as required.

School Name	Autistic Spectrum Disorder	Developmental Skills	Social Skills	Extended French	French Immersion	Gifted	Section 23
Ardrea-Cumberland Beach PS	--	--	--	--	--	--	--
Brechin PS	--	--	--	--	--	--	--
Coldwater PS	--	--	--	--	--	--	--
Couchiching Heights PS	Yes	--	--	--	--	--	--
Harriett Todd PS	--	--	--	--	--	--	--
Lions Oval PS	--	--	Yes	--	--	--	--
Marchmont PS	--	--	--	--	--	--	--
Orchard Park PS	Yes	Yes	--	--	--	Yes	--
Rama Central PS	--	--	--	--	--	--	--
Regent Park PS	--	--	Yes	Yes	Yes	--	--
Uptergrove PS	--	--	--	--	--	--	--
Warminster ES	--	--	--	--	--	--	--

Section J - East Elementary Planning Review Area – 4

Childcare Summary:

This chart summarizes the current locations of the childcare programs operating within the schools of the planning area.

School Name	Infants	Toddlers	Pre School	4 and 5 Year Olds	Extended Child Care
Ardrea-Cumberland Beach PS	--	--	--	--	Yes
Brechin PS	--	--	--	--	--
Coldwater PS	--	--	--	--	--
Couchiching Heights PS	--	--	--	--	Yes
Harriett Todd PS	Yes	--	Yes	--	Yes
Lions Oval PS	--	Yes	Yes	--	Yes
Marchmont PS	--	--	--	--	Yes
Orchard Park PS	--	--	--	--	Yes
Rama Central PS	--	--	--	--	Yes
Regent Park PS	--	Yes	Yes	--	Yes
Uptergrove PS	--	--	--	--	--
Warminster ES	--	--	--	--	Yes

Section J - East Elementary Planning Review Area – 4

Holding Schools – Closed To Out Of Area Summary:

This chart summarizes schools identified as holding schools for potential growth solutions.

The schools designated as closed to out of area students are the result of holding school status, new schools, and schools reaching septic capacity.

2014/2015 Holding Schools		2014/2015 Schools Closed To Out Of Area Students	
Holding At	Holding For	Status	Reason for Closure
Ardtree-Cumberland Beach PS	--	Closed	Capital Project
Brechin PS	--	--	--
Coldwater PS	--	--	--
Couchiching Heights PS	--	--	--
Harriett Todd PS	--	--	--
Lions Oval PS	--	--	--
Marchmont PS	--	--	--
Orchard Park PS	--	--	--
Rama Central PS	--	--	--
Regent Park PS	--	Closed	Program
Uptergrove PS	--	--	--
Warminster ES	--	--	--

Section J - East Elementary Planning Review Area - 4

Capital Renewal Summary – Annual Renewal:

The board receives approximately \$7 million annually in renewal funding. Renewal is a planned investment program that ensures that facilities will function appropriately by repairing, maintaining and replacing individual building components to extend their life cycle and improve the overall remaining service life of the building. Within the P\planning area, the board has allocated \$1,422,717, with the five year renewal needs being an additional \$34,492,043.

Capital Renewal Funding	2011-2012 Annual Renewal Board Allocation: \$6,730,773 Surplus: \$471,882 TOTAL: \$7,202,655		2012-2013 Annual Renewal Board Allocation: \$7,133,218		2013-2014 Annual Renewal Board Allocation: \$7,049,596		2014-2015 Annual Renewal Board Allocation: \$7,238,838		5 Year Renewal Needs Fiscal 2015/16 to Fiscal 2019/20	
	# Of Projects	\$ Allocated Funds	# Of Projects	\$ Allocated Funds	# Of Projects	\$ Allocated Funds	# Of Projects	\$ Allocated Funds	# of Items	Funds Required:
Ardree-Cumberland Beach PS (Incl Annex)	1	\$7,161	1	\$40,645	--	--	--	--	110	\$6,550,918
Breehin PS	--	--	--	--	1	\$49,392	--	--	45	\$1,945,539
Goldwater PS	1	\$116,506	1	\$8,126	--	--	1	\$100,000	59	\$3,464,189
Gouchieing Heights PS	1	\$14,880	1	\$110,382	1	\$53,389	1	\$9,500	79	\$4,342,576
Herriett Todd PS	1	\$27,194	--	--	1	\$56,085	1	\$50,000	35	\$2,662,741
Lions Oval PS	1	\$4,890	--	--	--	--	--	--	9	\$459,612
Marchmont PS	--	--	1	\$40,879	--	--	1	\$9,500	52	\$1,603,967
Orchard Park PS	2	\$60,812	1	\$52,524	--	--	1	\$370,000	47	\$3,353,720
Rama Central PS	--	--	1	\$8,888	1	\$26,157	--	--	52	\$4,453,713
Regent Park PS	1	\$1,900	1	\$919	--	--	1	\$50,000	26	\$867,391
Uptergrove PS	1	\$60,818	--	--	--	--	--	--	47	\$3,125,496
Warminster ES	--	--	--	--	1	\$70,000	--	--	49	\$1,662,181
Total	9	\$316,331	7	\$262,363	5	\$255,023	6	\$589,000	610	\$34,492,043

Section J - East Elementary Planning Review Area - 4

Capital Renewal Summary – School Condition Improvement Funding:

In addition to renewal funding, the ministry allocates School Condition Improvement Funding to help with the increasing deferred renewal needs of school board infrastructure. To date the board has received \$16,145,972 in funding. Within this planning area \$100,000 has been allocated.


Capital Renewal Funding	Stage 1 SCI 2011-2012 Board Allocation: \$3,530,725		Stage 2 SCI 2012-2013 Board Allocation: \$3,558,955		Stage 3 SCI 2013-2014 Board Allocation: \$3,387,418		Stage 4 SCI 2014-2015 Board Allocation: \$5,668,874	
	# Of Projects	Allocated Funds	# Of Projects	\$ Allocated Funds	# Of Projects	\$ Allocated Funds	# Of Projects	\$ Allocated Funds
Ardrea-Cumberland Beach PS (Incl Annex)	--	--	--	--	--	--	--	--
Brechin PS	--	--	--	--	--	--	--	--
Coldwater PS	--	--	--	--	--	--	--	--
Couchiching Heights PS	--	--	--	--	--	--	1	\$100,000
Harriett Todd PS	--	--	--	--	--	--	--	--
Lions Oval PS	--	--	--	--	--	--	--	--
Marchmont PS	--	--	--	--	--	--	--	--
Orchard Park PS	--	--	--	--	--	--	--	--
Rama Central PS	--	--	--	--	--	--	--	--
Regent Park PS	--	--	--	--	--	--	--	--
Uptergrove PS	--	--	--	--	--	--	--	--
Warminster ES	--	--	--	--	--	--	--	--
Total	0	\$0	0	\$0	0	\$0	1	\$100,000

Section J - East Elementary Planning Review Area - 4

Energy Consumption Reduction Plan Summary:

Funds for this initiative are used to gather data and provide energy reduction benchmarks that determine the most energy efficient reduction models to determine future projects.



The chart shows the current projects underway which will provide the energy reduction benchmark data.

Energy Consumption Reduction Plan							
School Name	Energy Efficient Schools	Energy Conservation 2012 - 2013	Energy Conservation 2013 - 2014	Project	Budget	Funding Source	Status
Ardrea-Cumberland Beach PS							
Brechin PS							
Coldwater PS							
Couchiching Heights PS							
Harriett Todd PS							
Lions Oval PS							
Marchmont PS							
Orchard Park PS							
Rama Central PS							
Regent Park PS				Lighting Retrofit	\$85,000	Energy Efficient Schools	Complete
Uptergrove PS							
Warminster ES							

Section J - East Elementary Planning Review Area - 4




Energy Conservation FIT

This table represents the schools currently with contracts under the FIT 2.0 program as well as those who have submitted applications under the FIT 3.0

School	FIT 2.0	FIT 3.0
	kW	Application
Ardrea-Cumberland Beach PS		
Brechin PS	75	
Coldwater PS		
Couchiching Heights PS	50	
Harriett Todd PS	75	
Lions Oval PS	50	
Marchmont PS		
Orchard Park PS	75	
Rama Central PS	50	
Regent Park PS	100	
Uptergrove PS	75	
Warminster ES		

EcoSchools

This table represents schools that have certified as an Ontario EcoSchools. Schools may be certified as bronze, silver or gold level.

2008/09	2009/10	2010/11	2011/12	2012/13	2013/14
					
					


















































Section J - East Elementary Planning Review Area - 4

School Accessibility Summary:

The Accessibility For Ontarians With Disabilities Act requires all public buildings within the Province of Ontario to be fully accessible by 2025.

Funding has been used from annual renewal and capital projects. All new schools are constructed to meet the requirements of the Act.

The chart below indicates the accessibility status of the schools within the planning area.

<i>School Name</i>	<i>Site Accessible</i>	<i>School Accessible</i>	<i>Student Washrooms</i>	<i>Staff Washrooms</i>	<i>Special Needs Washroom</i>
Ardrea PS (CLOSING)					
Cumberland Beach PS (CLOSING)					
Bechin PS					
Coldwater PS					
Couchiching Heights PS					
Harriett Todd PS					
Lions Oval PS					
Marchmont PS					
Orchard Park PS					
Rama Central PS					
Regent Park PS					
Uptergrove PS					
Warminster ES					



Is Accessible

The accessibility symbol indicating the school is accessible does not necessarily mean that the building is fully accessible to the AODA or the Ontario Building Code. This symbol indicates that at least one entrance and washroom is accessible.

Section J - East Elementary Planning Review Area - 4

Capital Funding Summary:

Capital funding provides the board with revenue to construct new schools, additions and renovations in existing schools. These projects are a result of capital priorities approved by the Board and subsequently approved by the ministry. Funding is used to construct new growth schools and additions, replace aging and failing buildings, and renovate existing schools.

Since 2007, the board has received funding approval totaling approximately \$300,658,082.

The chart below shows the new school construction, additions and renovations in this area that have resulted in improved learning environments, and also shows approved projects and their status.

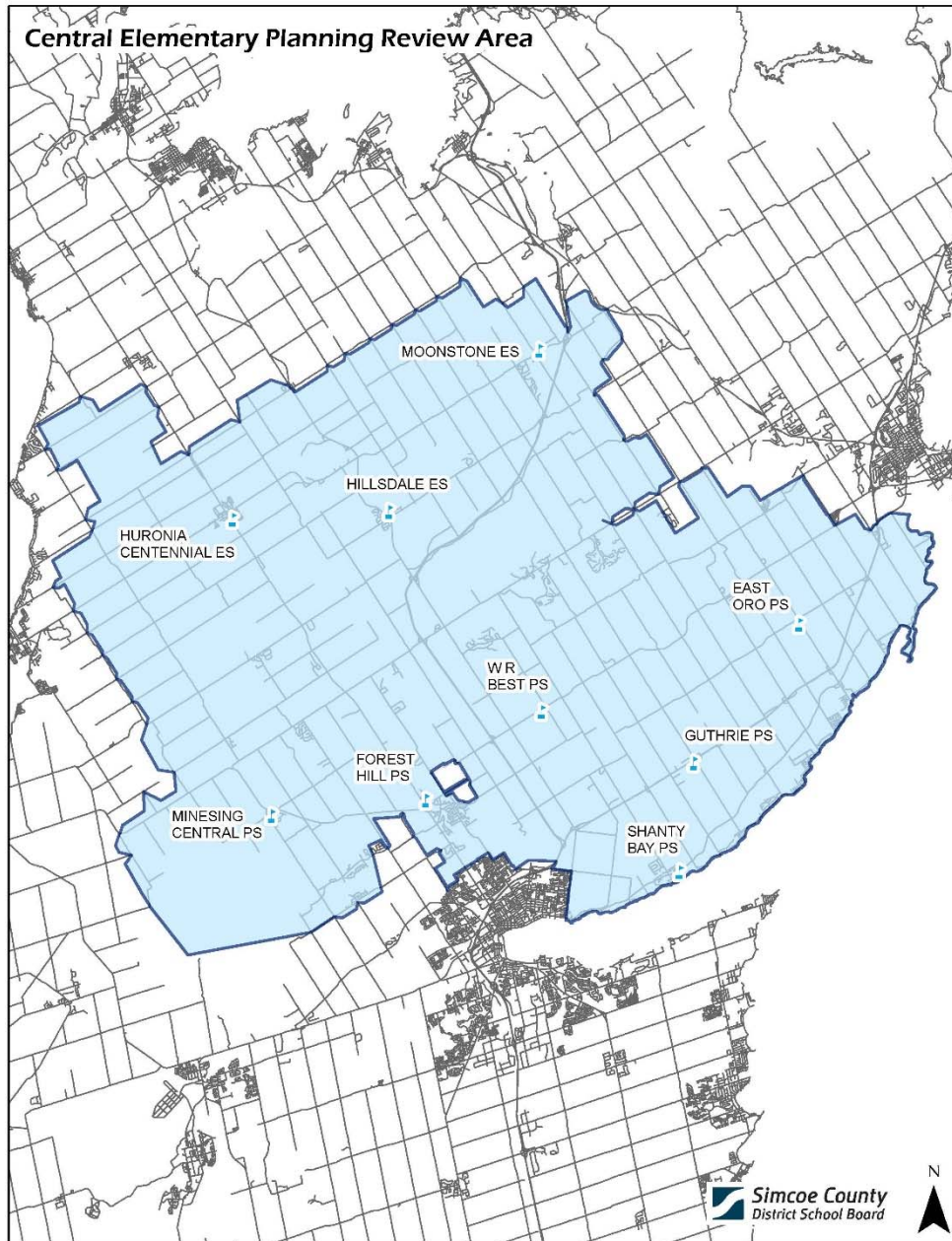
Capital Projects			
New Schools Funded			
Board Wide Allocation:	\$209,561,133	Planning Area Allocated:	\$19,316,846
School Name	Proposed Opening Date	Allocated Funding	Status
Lions Oval PS	2010	\$11,981,116	Complete
Ardtree/Cumberland Beach PS	2016	\$7,335,730	Design Stage
Additions/Renovations Funded			
Board Wide Allocation:	\$91,096,949	Planning Area Allocated:	\$16,461,336
School Name	Proposed Opening Date	Allocated Funding	Status
Regent Park PS	2008	\$8,399,349	Complete
Couchiching Heights PS	2009	\$1,718,389	Complete
Harriett Todd PS	2011	\$6,343,598	Complete

Section J - Central Elementary Planning Review Area – 5

Enrolment Summary:

Within this review area enrolment is stable.

ARC 2011:02 included Coldwater PS, Moonstone ES and Warminster PS. In 2016 grades 4 to 6 will be transferred from Moonstone ES to Coldwater PS.



Section J - Central Elementary Planning Review Area – 5

School Utilization Summary:

This chart indicates the school utilization for each school.

Enrolment Projections to 2025														
Elementary Enrolment	OTG 14	2013	2014	2015	2016	2017	2018	2019	2020	2021	2022	2023	2024	2025
East Oro PS	268	252	243	238	226	226	229	223	221	224	221	217	222	225
Forest Hill PS	409	576	598	617	616	603	587	580	571	560	543	538	537	535
Guthrie PS	406	449	457	458	448	443	440	427	422	419	411	415	412	413
Hillsdale ES	176	205	203	206	203	203	199	189	196	192	196	195	199	201
Huronian Centennial ES	412	507	514	513	514	519	520	526	520	532	534	531	525	523
Minesing Central PS	363	469	490	492	491	484	487	471	462	452	442	447	446	447
Moonstone ES	95	136	141	140	82	90	86	82	82	82	82	82	82	82
Shanty Bay PS	127	170	172	161	151	146	145	143	144	137	140	141	144	144
WR Best Memorial PS	222	335	352	348	343	345	347	348	346	337	330	316	324	323
Total	2478	3099	3170	3172	3073	3058	3039	2990	2964	2937	2900	2883	2891	2893
Pupils Over/Under Capacity		621	692	694	595	580	561	512	486	459	422	405	413	415

Board Wide Elementary Enrolment: 35,320		Planning Area Enrolment: 3,170		% Utilization: 128%
School Name	OTG 2014	# Of Pupils	% Utilization	# Of Portables in use
East Oro PS	268	243	91%	0
Forest Hill PS	409	598	146%	7
Guthrie PS	406	457	113%	2
Hillsdale ES	176	203	115%	1
Huronian Centennial ES	412	514	125%	6
Minesing Central PS	363	490	135%	4
Moonstone ES	95	141	148%	3
Shanty Bay PS	127	172	135%	2
WR Best Memorial PS	222	352	159%	6

Section J - Central Elementary Planning Review Area – 5

Program Space Summary:

The programs shown in this chart are county programs and are distributed according to the needs of the students.

Changes to the location of these programs can occur as required.

School Name	Autistic Spectrum Disorder	Developmental Skills	Social Skills	Extended French	French Immersion	Gifted	Section 23
East Oro PS	--	--	--	--	--	--	--
Forest Hill PS	--	--	--	Yes	Yes	--	--
Guthrie PS	--	--	--	--	--	--	--
Hillsdale ES	--	--	--	--	--	--	--
Huron Centennial ES	--	--	--	--	--	--	--
Minesing Central PS	--	--	--	--	--	--	--
Moonstone ES	--	--	--	--	--	--	--
Shanty Bay PS	--	--	--	--	--	--	--
WR Best Memorial PS	--	--	--	--	--	--	--

Section J - Central Elementary Planning Review Area – 5

Childcare Summary:

This chart summarizes the current locations of the childcare programs operating within the schools of the planning area.

School Name	Infants	Toddlers	Pre School	Extended Child Care
East Oro PS	--	--	--	Yes
Forest Hill PS	--	--	--	Yes
Guthrie PS	--	--	--	Yes
Hillsdale ES	--	--	--	Yes
Huron Centennial ES	--	--	--	Yes
Minesing Central PS	--	Yes	Yes	Yes
Moonstone ES	--	--	--	--
Shanty Bay PS	--	--	--	Yes
WR Best Memorial PS	--	--	--	Yes

Section J - Central Elementary Planning Review Area – 5

Holding Schools – Closed To Out Of Area Summary:

This chart summarizes schools identified as holding schools for potential growth solutions.

The schools designated as closed to out of area students are the result of holding school status, new schools, and schools reaching septic capacity.

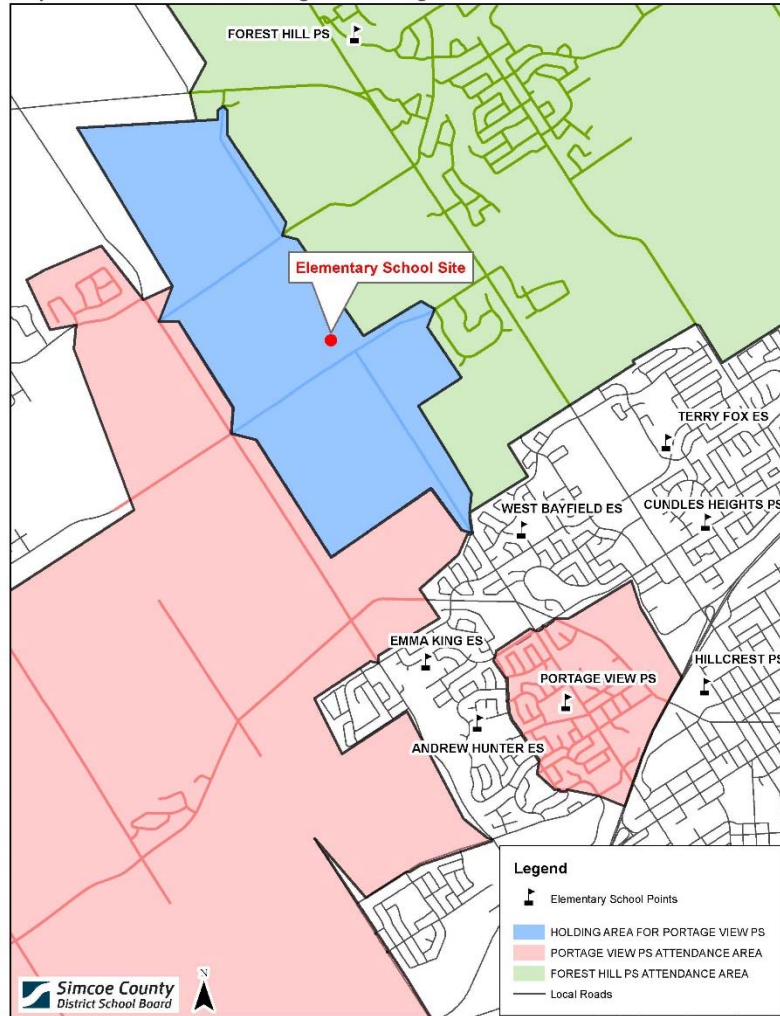
2015/2016 Holding Schools		2015/2016 Schools Closed to Out of Area Students	
Holding At:	Holding For:	School:	Reason for Closure
East Oro PS	--	--	--
Forest Hill PS	--	Closed	Septic Capacity
Guthrie PS	--	--	--
Hillsdale ES	--	--	--
Huronian Centennial ES	--	--	--
Minesing Central PS	--	Closed	Septic Capacity
Moonstone ES	--	--	--
Shanty Bay PS	--	--	--
WR Best Memorial PS	--	Closed	Septic Capacity

Section J - Central Elementary Planning Review Area – 5

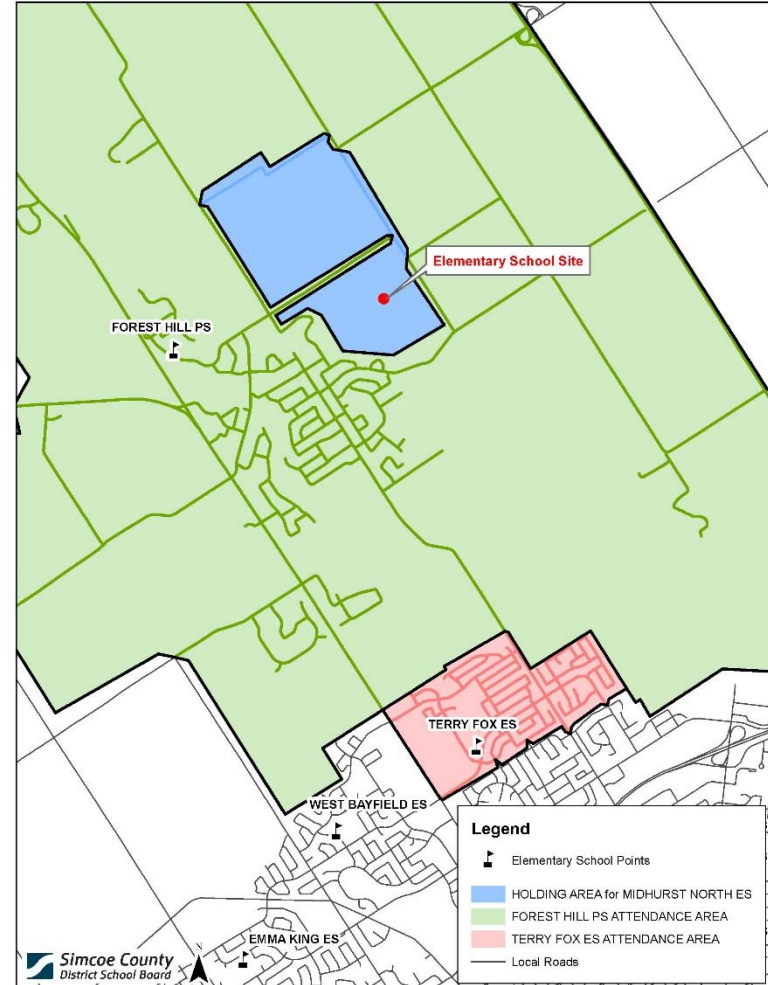
Holding Schools for Midhurst Secondary Plan

The following maps identifies the holding areas for the growth to occur within the Midhurst Secondary Plan area.

Proposed Midhurst South PS Holding Area at Portage View PS



Proposed Midhurst North PS Holding Area at Terry Fox ES



Section J - Central Elementary Planning Review Area - 5

Capital Renewal Summary – Annual Renewal:

The board receives approximately \$7 million annually in renewal funding. Renewal is a planned investment program that ensures that facilities will function appropriately by repairing, maintaining and replacing individual building components to extend their life cycle and improve the overall remaining service life of the building. Within the planning area, the board has allocated \$2,745,773, with the five year renewal needs being an additional \$26,862,316.

Capital Renewal Funding	2011-2012 Annual Renewal Board Allocation: \$6,730,773 Surplus: \$471,882 TOTAL: \$7,202,655		2012-2013 Annual Renewal Board Allocation: \$7,133,218		2013-2014 Annual Renewal Board Allocation: \$7,049,598		2014-2015 Annual Renewal Board Allocation: \$7,238,838		5 Year Renewal Needs Fiscal 2015/16 to Fiscal 2019/20	
	# Of Projects	\$ Allocated Funds	# Of Projects	\$ Allocated Funds	# Of Projects	\$ Allocated Funds	# Of Projects	\$ Allocated Funds	# of Items	Funds Required:
East Oro PS	--	--	--	--	--	--	1	\$19,000	35	\$2,686,999
Forest Hill PS	1	\$14,375	1	\$110,000	1	\$6,773	1	\$300,000	35	\$2,837,453
Guthrie PS	2	\$154,863	1	\$21,766	1	\$9,512	1	\$1,000,000	55	\$3,827,914
Hillsdale ES	1	\$54,440	1	\$100,658	--	--	--	--	46	\$2,330,900
Huron Centennial ES	--	--	1	\$285,507	1	\$69,142	--	--	42	\$4,729,589
Minesing Central PS	--	--	1	\$14,279	1	\$442,758	--	--	59	\$3,922,374
Moonstone ES	--	--	1	\$128,203	--	--	--	--	51	\$2,098,939
Shanty Bay PS	--	--	--	--	1	\$5,522	--	--	62	\$2,524,202
WR Best Memorial PS	--	--	--	--	1	\$8,975	--	--	53	\$1,903,946
Total	4	\$223,678	6	\$660,413	6	\$542,682	3	\$1,319,000	438	\$26,862,316

Section J - Central Elementary Planning Review Area - 5

Capital Renewal Summary – School Condition Improvement Funding:

In addition to renewal funding, the ministry allocates School Condition Improvement Funding to help with the increasing deferred renewal needs of school board infrastructure. To date the board has received \$16,145,972 in funding. Within this planning area \$1,844,151 has been allocated.

Capital Renewal Funding	Stage 1 SCI 2011-2012 Board Allocation: \$3,530,725		Stage 2 SCI 2012-2013 Board Allocation: \$3,558,955		Stage 3 SCI 2013-2014 Board Allocation: \$3,387,418		Stage 4 SCI 2014-2015 Board Allocation: \$5,668,874	
	# Of Projects	\$ Allocated Funds	# Of Projects	\$ Allocated Funds	# Of Projects	Allocated Funds	# Of Projects	Allocated Funds
East Oro PS	--	--	--	--	--	--	--	--
Forest Hill PS	--	--	--	--	--	--	--	--
Guthrie PS	1	\$423,041	1	\$192,515	--	--	--	--
Hillsdale ES	--	--	--	--	--	--	--	--
Huronian Centennial ES	1	\$1,228,596	--	--	--	--	--	--
Minesing Central PS	--	--	--	--	--	--	--	--
Moonstone ES	--	--	--	--	--	--	--	--
Shanty Bay PS	--	--	--	--	--	--	--	--
WR Best Memorial PS	--	--	--	--	--	--	--	--
Total	2	\$1,651,636	1	\$192,515	0	\$0	0	\$0


Section J - Central Elementary Planning Review Area – 5

Energy Consumption Reduction Plan Summary:

Funds for this initiative are used to gather data and provide energy reduction benchmarks that determine the most energy efficient reduction models to determine future projects.

The chart shows the current projects underway which will provide the energy reduction benchmark data.

Energy Consumption Reduction Plan

School	Energy Efficient Schools	Energy Conservation 2012 - 2013	Energy Conservation 2013 - 2014	Project	Budget	Funding Source	Status
East Oro PS							
Forest Hill PS							
Guthrie PS				Ground Source Heating & Cooling	\$92,500	Renewable Energy Funding	Complete
Hillsdale ES							
Huron Centennial ES							
Minesing Central PS							
Moonstone ES							
Shanty Bay PS							
WR Best Memorial PS				Lighting Retrofit	\$55,000	Energy Efficient Schools	Complete

Section J - Central Elementary Planning Review Area – 5










Energy Conservation FIT

This table represents the schools currently with contracts under the FIT 2.0 program as well as those who have submitted applications under the FIT 3.0

School	FIT 2.0	FIT 3.0
	kW	Application
East Oro PS		
Forest Hill PS	150	
Guthrie PS		
Hillsdale ES	75	
Huronian Centennial ES	125	
Minesing Central PS	100	
Moonstone ES		
Shanty Bay PS		
WR Best Memorial PS		

EcoSchools

This table represents schools that have certified as an Ontario EcoSchools. Schools may be certified as bronze, silver or gold level.

2008/09	2009/10	2010/11	2011/12	2012/13	2013/14
					
					
					
































Section J - Central Elementary Planning Review Area – 5

School Accessibility Summary:

The Accessibility For Ontarians With Disabilities Act requires all public buildings within the Province of Ontario to be fully accessible by 2025.

Funding has been used from annual renewal and capital projects. All new schools are constructed to meet the requirements of the Act.

The chart below indicates the accessibility status of the schools within the planning area.

<i>School Name</i>	<i>Site Accessible</i>	<i>School Accessible</i>	<i>Student Washrooms</i>	<i>Staff Washrooms</i>	<i>Special Needs Washroom</i>
East Oro PS					
Forest Hill PS					
Guthrie PS					
Hillsdale ES					
Huronia Centennial ES					
Minesing Central PS					
Moonstone ES					
Shanty Bay PS					
W.R. Best PS					

 **Is Accessible**

The accessibility symbol indicating the school is accessible does not necessarily mean that the building is fully accessible to the AODA or the Ontario Building Code. This symbol indicates that at least one entrance and washroom is accessible.

Section J - Central Elementary Planning Review Area – 5

Capital Funding Summary:

Capital funding provides the board with revenue to construct new schools, additions and renovations in existing schools. These projects are a result of capital priorities approved by the Board and subsequently approved by the ministry. Funding is used to construct new growth schools and additions, replace aging and failing buildings, and renovate existing schools.

Since 2007, the board has received funding approval totaling approximately \$300,658,082.

The chart below shows the new school construction, additions and renovations in this area that have resulted in improved learning environments, and also shows approved projects and their status.

Capital Projects			
New Schools Funded			
Board Wide Allocation:	\$209,561,133	Planning Area Allocated:	\$0
School Name	Proposed Opening Date	Allocated Funding	Status
--	--	--	--
--	--	--	--
--	--	--	--
--	--	--	--
Additions/Renovations Funded			
Board Wide Allocation:	\$91,096,949	Planning Area Allocated:	\$0
School Name	Proposed Opening Date	Allocated Funding	Status
--	--	--	--
--	--	--	--
--	--	--	--
--	--	--	--

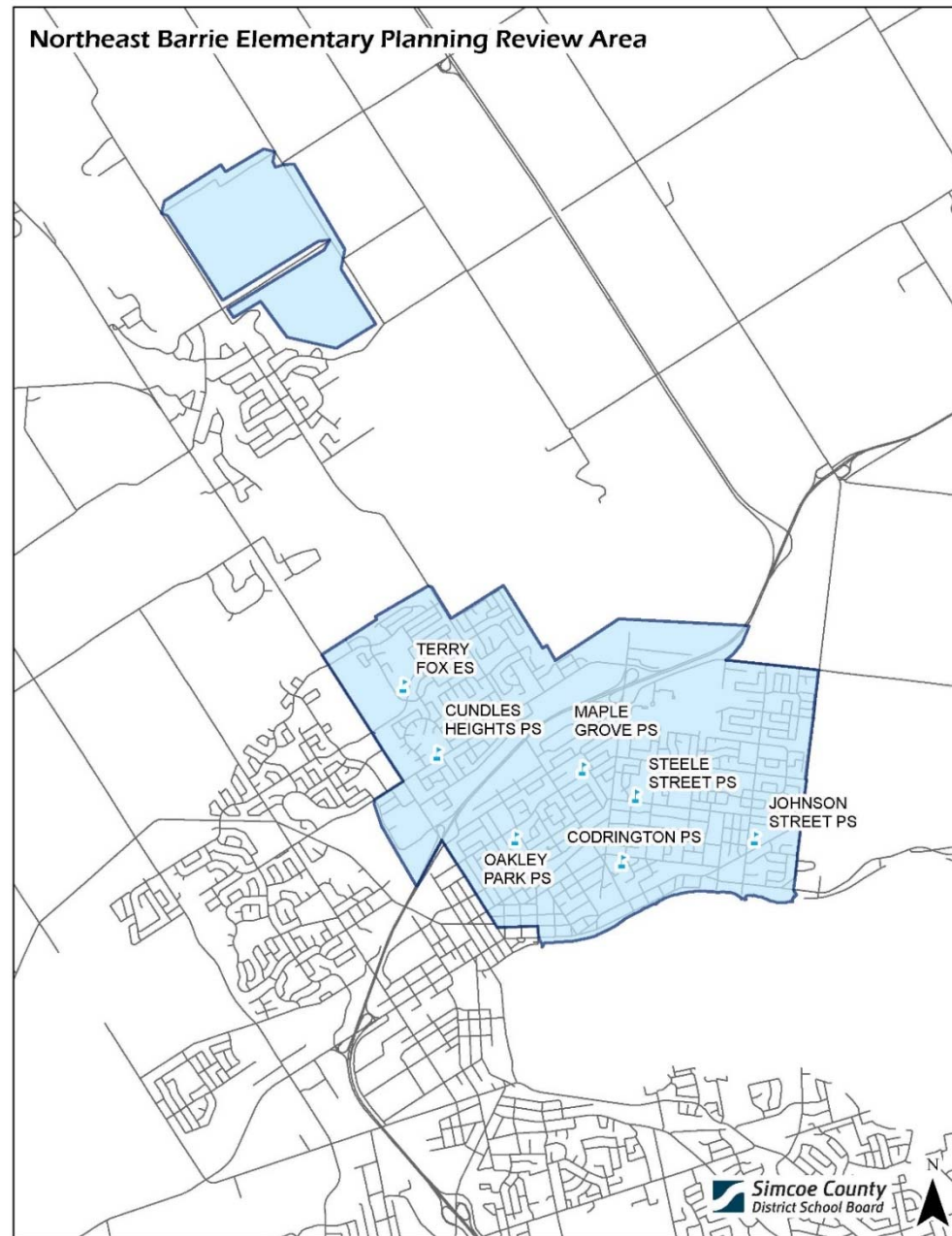
Section J - Northeast Barrie Elementary Planning Review Area – 6

Enrolment Summary:

Within this review area enrolment is stabilizing. Since the 2009 Capital Plan, an attendance area review was undertaken that has balanced the enrolment pressures at Terry Fox ES and Maple Grove PS.

French Immersion was introduced at Oakley Park PS in the 2014/15 school year.

Excess On The Ground Capacity still remains to be the situation in this review area.



Section J - Northeast Barrie Elementary Planning Review Area – 6

School Utilization Summary:

This chart indicates the school utilization for each school. There are a few portables used because enrolment and school capacity in some of the schools are not aligned.

Enrolment Projections to 2025														
Elementary Enrolment	OTG 14	2013	2014	2015	2016	2017	2018	2019	2020	2021	2022	2023	2024	2025
Codrington PS	291	294	298	295	292	296	294	294	286	288	290	285	286	286
Cundles Heights PS	510	377	358	341	344	348	359	361	369	376	377	379	389	394
Johnson Street PS	314	250	258	250	253	255	261	263	261	267	269	267	262	262
Maple Grove PS	412	464	458	463	468	473	482	491	487	484	490	487	485	486
Oakley Park PS	436	266	267	290	313	341	375	400	425	450	451	457	455	457
Steele Street PS	441	370	354	353	355	353	354	369	365	360	362	364	364	364
Terry Fox ES	559	562	546	531	516	513	513	514	504	498	494	488	482	478
Total	2963	2583	2539	2522	2542	2579	2639	2691	2696	2722	2734	2726	2724	2729
Pupils Over/Under Capacity		-380	-424	-441	-421	-384	-324	-272	-267	-241	-229	-237	-239	-234

Board Wide Elementary Enrolment: 35,320		Planning Area Enrolment: 2,539		% Utilization: 86%
School Name	OTG 2014	# Of Pupils	% Utilization	# Of Portables in use
Codrington PS	291	298	102%	2
Cundles Heights PS	510	358	70%	0
Johnson Street PS	314	258	82%	0
Maple Grove PS	412	458	111%	2
Oakley Park PS	436	267	61%	0
Steele Street PS	441	354	80%	0
Terry Fox ES	559	546	98%	0

Section J - Northeast Barrie Elementary Planning Review Area – 6

Program Space Summary:

The programs shown in this chart are county programs and are distributed according to the needs of the students.

Changes to the location of these programs can occur as required.

School Name	Autistic Spectrum Disorder	Developmental Skills	Social Skills	Extended French	French Immersion	Gifted	Section 23
Codrington PS	--	--	--	--	--	Yes	--
Cundles Heights PS	--	--	Yes	--	--	--	--
Johnson Street PS	--	--	--	--	--	--	--
Maple Grove PS	--	--	--	--	--	--	--
Oakley Park PS	Yes	--	--	--	Yes	--	--
Steele Street PS	--	--	--	--	--	--	--
Terry Fox ES	Yes	--	--	--	--	--	--

Section J - Northeast Barrie Elementary Planning Review Area – 6

Childcare Summary:

This chart summarizes the current locations of the childcare programs operating within the schools of the planning area.

School Name	Infants	Toddlers	Pre School	Extended Child Care
Codrington PS	--	--	--	Yes
Cundles Heights PS	--	--	--	Yes
Johnson Street PS	--	--	--	Yes
Maple Grove PS	--	--	--	Yes
Oakley Park PS	--	Yes	Yes	Yes
Steele Street PS	--	--	--	Yes
Terry Fox ES	--	--	--	Yes

Section J - Northeast Barrie Elementary Planning Review Area – 6

Holding Schools – Closed To Out Of Area Summary:

This chart summarizes identified holding schools for potential growth solutions.

The schools designated as closed to out of area students are the result of holding school status, new schools, and schools reaching septic capacity.

2015/2016 Holding Schools		2015/2016 Schools Closed to Out of Area Students	
Holding At:	Holding For:	School:	Reason for Closure
Codrington PS	--	--	--
Cundles Heights PS	--	--	--
Johnson Street PS	--	--	--
Maple Grove PS	--	--	--
Oakley Park PS	--	--	--
Steele Street PS	--	--	--
Terry Fox ES	--	--	--

Section J - Northeast Elementary Planning Review Area - 6

Capital Renewal Summary – Annual Renewal:

The board receives approximately \$7 million annually in renewal funding. Renewal is a planned investment program that ensures that facilities will function appropriately by repairing, maintaining and replacing individual building components to extend their life cycle and improve the remaining service life of the building. Within the planning area, the board has allocated \$2,316,221, with the five year renewal needs being an additional \$23,599,053.

Capital Renewal Funding	2011-2012 Annual Renewal Board Allocation: \$6,730,773 Surplus: \$471,882 TOTAL: \$7,202,655		2012-2013 Annual Renewal Board Allocation: \$7,133,218		2013-2014 Annual Renewal Board Allocation: \$7,049,598		2014-2015 Annual Renewal Board Allocation: \$7,238,838		5 Year Renewal Needs Fiscal 2015/16 to Fiscal 2019/20	
	# Of Projects	\$ Allocated Funds	# Of Projects	\$ Allocated Funds	# Of Projects	\$ Allocated Funds	# Of Projects	\$ Allocated Funds	# of Items	Funds Required:
Codrington PS	1	\$116,531	1	\$320,056	1	\$400,000	--	--	37	\$3,299,884
Cundles Heights PS	--	--	1	\$17,023	1	\$525,000	1	\$150,000	68	\$5,370,505
Johnson Street PS	--	--	--	--	1	\$287,644	--	--	40	\$2,089,960
Maple Grove PS	--	--	--	--	--	--	--	--	51	\$2,573,603
Oakley Park PS	1	\$5,138	--	--	--	--	--	--	57	\$4,590,658
Steele Street PS	--	--	1	\$56,138	1	\$373,653	--	--	59	\$4,515,029
Terry Fox ES	--	--	1	\$306	1	\$55,233	1	\$9,500	23	\$1,159,414
Total	2	\$121,669	4	\$393,523	5	\$1,641,529	2	\$159,500	335	\$23,599,053

Section J - Northeast Elementary Planning Review Area - 6

Capital Renewal Summary – School Condition Improvement Funding:

In addition to renewal funding, the ministry allocates School Condition Improvement Funding to help with the increasing deferred renewal needs of school board infrastructure. To date the board has received \$16,145,972 in funding. Within this planning area \$814,857 has been allocated.

Capital Renewal Funding	Stage 1 SCI 2011-2012 Board Allocation: \$3,530,725		Stage 2 SCI 2012-2013 Board Allocation: \$3,558,955		Stage 3 SCI 2013-2014 Board Allocation: \$3,387,418		Stage 4 SCI 2014-2015 Board Allocation: \$5,668,874	
	# Of Projects	\$ Allocated Funds	# Of Projects	\$ Allocated Funds	# Of Projects	\$ Allocated Funds	# Of Projects	\$ Allocated Funds
Codrington PS	--	--	--	--	--	--	--	--
Cundles Heights PS	--	--	--	--	--	--	--	--
Johnson Street PS	--	--	--	--	--	--	--	--
Maple Grove PS	--	--	1	\$19,529	--	--	--	--
Oakley Park PS	--	--	--	--	--	--	--	--
Steele Street PS	--	--	1	\$295,328	--	--	1	\$500,000
Terry Fox ES	--	--	--	--	--	--	--	--
Total	0	\$0	2	\$314,857	0	\$0	1	\$500,000





Section J - Northeast Barrie Elementary Planning Review Area - 6

Energy Consumption Reduction Plan Summary:

Funds for this initiative are used to gather data and provide energy reduction benchmarks that determine the most energy efficient reduction models to determine future projects.

The chart shows the current projects underway which will provide the energy reduction benchmark data.

Energy Consumption Reduction Plan

School	Energy Efficient Schools	Energy Conservation 2012 - 2013	Energy Conservation 2013 - 2014	Project	Budget	Funding Source	Status
Codrington PS				Window Replacement	\$200,000	Energy Efficient Schools	Complete
Cundles Heights PS				Replacing Building Automation System	\$180,000	Energy Efficient Schools	Complete
Johnson Street PS							
Maple Grove PS				Replacing Building Automation System	\$95,000	Energy Efficient Schools	Complete
Oakley Park PS				Building Automation System Lighting Retrofit	\$185,000 \$180,000	Energy Efficient Schools	Complete
Steele Street PS							
Terry Fox ES							

Section J - Northeast Barrie Elementary Planning Review Area - 6








Energy Conservation FIT

This table represents the schools currently with contracts under the FIT 2.0 program as well as those who have submitted applications under the FIT 3.0

School	FIT 2.0 kW	FIT 3.0 Application
Codrington PS		
Cundles Heights PS		
Johnson Street PS		
Maple Grove PS		
Oakley Park PS		
Steele Street PS		
Terry Fox ES		

EcoSchools

This table represents schools that have certified as an Ontario EcoSchools. Schools may be certified as bronze, silver or gold level.

2008/09	2009/10	2010/11	2011/12	2012/13	2013/14
					
					


























Section J - Northeast Barrie Elementary Planning Review Area - 6

School Accessibility Summary:

The Accessibility For Ontarians With Disabilities Act requires all public buildings within the Province of Ontario to be fully accessible by 2025.

Funding has been used from annual renewal and capital projects. All new schools are constructed to meet the requirements of the Act.

The chart below indicates the accessibility status of the schools within the planning area.

<i>School Name</i>	<i>Site Accessible</i>	<i>School Accessible</i>	<i>Student Washrooms</i>	<i>Staff Washrooms</i>	<i>Special Needs Washroom</i>
Codrington PS					
Cundles Heights PS					
Johnson Street PS					
Maple Grove PS					
Oakley Park PS					
Steele Street PS					
Terry Fox ES					

 **Is Accessible**

The accessibility symbol indicating the school is accessible does not necessarily mean that the building is fully accessible to the AODA or the Ontario Building Code. This symbol indicates that at least one entrance and washroom is accessible.

Section J - Northeast Barrie Elementary Planning Review Area - 6

Capital Funding Summary:

Capital funding provides the board with revenue to construct new schools, additions and renovations in existing schools. These projects are a result of capital priorities approved by the Board and subsequently approved by the ministry. Funding is used to construct new growth schools and additions, replace aging and failing buildings, and renovate existing schools.

Since 2007, the board has received funding approval totaling approximately \$300,568,082.

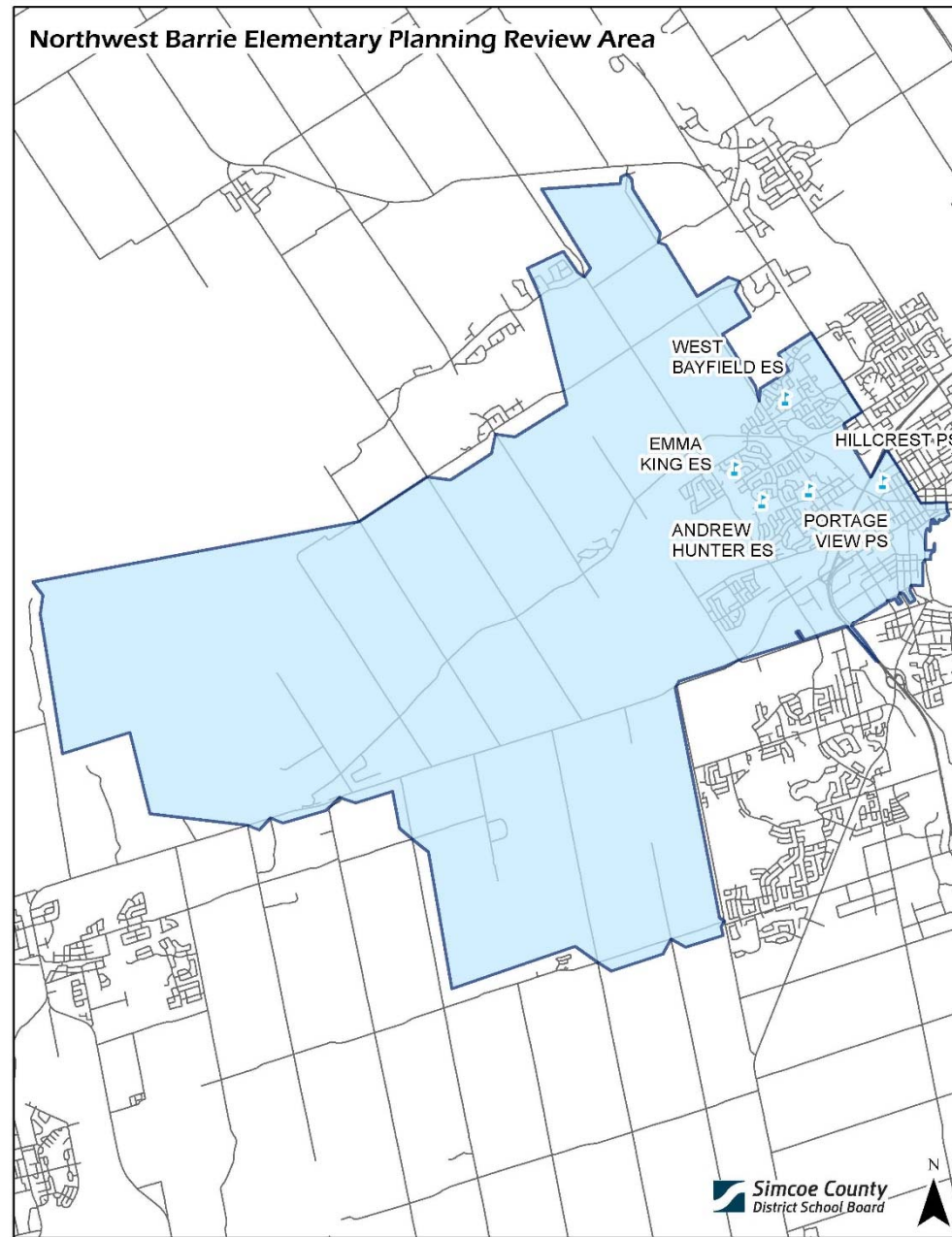
The chart below shows the new school construction, additions and renovations in this area that have resulted in improved learning environments, and also shows approved projects and their status.

Capital Projects			
New Schools Funded			
Board Wide Allocation:		\$209,561,133	Planning Area Allocated:
			\$0
School Name	Proposed Opening Date	Allocated Funding	Status
Additions/Renovations Funded			
Board Wide Allocation:		\$91,096,949	Planning Area Allocated:
			\$2,912,061
School Name	Proposed Opening Date	Allocated Funding	Status
Maple Grove PS	2010	\$2,912,061	Complete

Section J - Northwest Barrie Elementary Planning Review Area – 7

Enrolment Summary:

Within this review area enrolment is declining. Since the 2008 Capital Plan, an accommodation review was undertaken that redistributed students to balance enrolment pressures, program equity and under utilization.



Section J - Northwest Barrie Elementary Planning Review Area – 7

School Utilization Summary:

This chart indicates the school utilization for each school. The results of the accommodation review will address the utilization pressure points currently at Hillcrest PS which will stabilize the remaining schools and enhance program opportunities for all students in the planning area.

Enrolment Projections to 2025														
Elementary Enrolment	OTG 14	2013	2014	2015	2016	2017	2018	2019	2020	2021	2022	2023	2024	2025
Andrew Hunter ES*	433	365	385	394	398	419	429	446	458	469	458	453	450	450
Emma King ES	409	386	383	370	358	358	349	349	341	344	346	338	339	339
Hillcrest PS	504	569	567	588	620	615	619	622	620	608	617	620	621	624
Portage View PS	522	433	455	456	455	456	457	460	439	432	419	405	407	407
West Bayfield ES	582	520	535	528	530	515	533	518	521	527	534	523	516	510
Total	2450	2273	2325	2336	2361	2362	2387	2394	2379	2379	2374	2339	2332	2330
Pupils Over/Under Capacity		-177	-125	-45	-20	-19	6	13	-2	-2	-7	-42	-49	-51

*OTG adjusted in 2015 for childcare renovation at Andrew Hunter

Board Wide Elementary Enrolment: 35,320		Planning Area Enrolment: 2,325		% Utilization: 88%
School Name	OTG 2014	# Of Pupils	% Utilization	# Of Portables in use
Andrew Hunter ES	433	385	89%	0
Emma King ES	409	383	94%	0
Hillcrest PS	504	567	113%	3
Portage View PS	522	455	87%	0
West Bayfield ES	605	535	88%	0

Section J - Northwest Barrie Elementary Planning Review Area – 7

Program Space Summary:

The programs shown in this chart are county programs and are distributed according to the needs of the students. Changes to the location of these programs can occur as required.

School Name	Autistic Spectrum Disorder	Developmental Skills	Social Skills	Extended French	French Immersion	Gifted	Section 23
Andrew Hunter ES	--	Yes	--	--		--	--
Emma King ES	--	--	--	--		--	--
Hillcrest PS	--	--	--	Yes	Yes	--	--
Portage View PS	--	Yes	--	--		--	--
West Bayfield ES	Yes	--	Yes	--		--	Yes

Section J - Northwest Barrie Elementary Planning Review Area -7

Childcare Summary:

This chart summarizes the current locations of the childcare programs operating within the schools of the planning area.

School Name	Infants	Toddlers	Pre School	Extended Child Care
Andrew Hunter ES	--	--	--	Yes
Emma King ES	--	--	--	Yes
Hillcrest PS	--	--	--	Yes
Portage View PS	--	--	--	Yes
West Bayfield ES	--	Yes	Yes	Yes

Section J - Northwest Barrie Elementary Planning Review Area – 7

Holding Schools – Closed To Out Of Area Summary:

This chart summarizes schools identified as holding schools for potential growth solutions.

The schools designated as closed to out of area students are the result of holding school status, new schools, and schools reaching septic capacity.

2015/2016 Holding Schools		2015/2065 Schools Closed to Out of Area Students	
Holding At:	Holding For:	School:	Reason for Closure
Andrew Hunter ES	--	--	--
Emma King ES	--	--	--
Hillcrest PS	--	Closed	Program
Portage View PS	--	--	--
West Bayfield ES	--	--	--

Section J - Northwest Elementary Planning Review Area - 7

Capital Renewal Summary – Annual Renewal:

The board receives approximately \$7 million annually in renewal funding. Renewal is a planned investment program that ensures that facilities will function appropriately by repairing, maintaining and replacing individual building components to extend their life cycle and improve the overall remaining service life of the building. Within the planning area, the board has allocated \$677,169 with the five year renewal needs being an additional \$51,000.

Capital Renewal Funding	2011-2012 Annual Renewal Board Allocation: \$6,730,773 Surplus: \$471,882 TOTAL: \$7,202,655		2012-2013 Annual Renewal Board Allocation: \$7,133,218		2013-2014 Annual Renewal Board Allocation: \$7,049,598		2014-2015 Annual Renewal Board Allocation: \$7,238,838	
	# Of Projects	\$ Allocated Funds	# Of Projects	\$ Allocated Funds	# Of Projects	\$ Allocated Funds	# Of Projects	\$ Allocated Funds
Andrew Hunter ES	1	\$60,439	1	\$104,838	--	--	--	--
Emma King ES	--	--	--	--	--	--	1	\$15,500
Hillcrest PS	1	\$33,051	--	--	1	\$393,523	--	--
Portage View PS	2	\$30,448	1	\$3,870	--	--	--	--
West Bayfield ES	--	--	--	--	--	--	1	\$35,500
Total	4	\$123,938	2	\$108,708	1	\$393,523	2	\$51,000

Section J - Northwest Elementary Planning Review Area - 7

Capital Renewal Summary – School Condition Improvement Funding:

In addition to renewal funding, the ministry allocates School Condition Improvement Funding to help with the increasing deferred renewal needs of school board infrastructure. To date the board has received \$16,145,972 in funding. Within this planning area \$0 has been allocated.

Capital Renewal Funding	Stage 1 SCI 2011-2012 Board Allocation: \$3,530,725		Stage 2 SCI 2012-2013 Board Allocation: \$3,558,955		Stage 3 SCI 2013-2014 Board Allocation: \$3,387,418		Stage 4 SCI 2014-2015 Board Allocation: \$5,668,874	
	# Of Projects	\$ Allocated Funds	# Of Projects	\$ Allocated Funds	# Of Projects	\$ Allocated Funds	# Of Projects	\$ Allocated Funds
Andrew Hunter ES	--	--	--	--	--	--	--	--
Emma King ES	--	--	--	--	--	--	--	--
Hillcrest PS	--	--	--	--	--	--	--	--
Portage View PS	--	--	--	--	--	--	--	--
West Bayfield ES	--	--	--	--	--	--	--	--
Total	0	\$0	0	\$0	0	\$0	0	\$0




Section J - Northwest Barrie Elementary Planning Review Area – 7

Energy Consumption Reduction Plan Summary:

Funds for this initiative are used to gather data and provide energy reduction benchmarks that determine the most energy efficient reduction models to determine future projects.

The chart shows the current projects underway which will provide the energy reduction benchmark data.




Energy Consumption Reduction Plan

School Name	Energy Efficient Schools	Energy Conservation 2012 - 2013	Energy Conservation 2013 - 2014	Project	Budget	Funding Source	Status
Andrew Hunter ES							
Emma King ES				Lighting Retrofit	\$60,000	Energy Efficient Schools	Complete
Hillcrest PS				BAS Upgrade	\$170,000	Energy Efficient Schools	Complete
Portage View PS							
West Bayfield ES							

Section J - Northwest Barrie Elementary Planning Review Area – 7

Energy Conservation FIT

This table represents the schools currently with contracts under the FIT 2.0 program as well as those who have submitted applications under the FIT 3.0

School	FIT 2.0 kW	FIT 3.0 Application
Andrew Hunter ES		
Emma King ES		
Hillcrest PS		
Portage View PS		
West Bayfield ES		

EcoSchools

This table represents schools that have certified as an Ontario EcoSchools. Schools may be certified as bronze, silver or gold level.

2008/09	2009/10	2010/11	2011/12	2012/13	2013/14


























Section J - Northwest Barrie Elementary Planning Review Area – 7

School Accessibility Summary:

The Accessibility For Ontarians With Disabilities Act requires all public buildings within the Province of Ontario to be fully accessible by 2025.

Funding has been used from annual renewal and capital projects. All new schools are constructed to meet the requirements of the Act.

The chart below indicates the accessibility status of the schools within the planning area.

<i>School Name</i>	<i>Site Accessible</i>	<i>School Accessible</i>	<i>Student Washrooms</i>	<i>Staff Washrooms</i>	<i>Special Needs Washroom</i>
Andrew Hunter ES					
Emma King ES					
Hillcrest PS					
Portage View PS					
West Bayfield ES					

 **Is Accessible**

The accessibility symbol indicating the school is accessible does not necessarily mean that the building is fully accessible to the AODA or the Ontario Building Code. This symbol indicates that at least one entrance and washroom is accessible.

Section J - Northwest Barrie Elementary Planning Review Area – 7

Capital Funding Summary:

Capital funding provides the board with revenue to construct new schools, additions and renovations in existing schools. These projects are a result of capital priorities approved by the Board and subsequently approved by the ministry. Funding is used to construct new growth schools and additions, replace aging and failing buildings, and renovate existing schools.

Since 2007, the board has received funding approval totaling approximately \$300,658,082.

The chart below shows the new school construction, additions and renovations in this area that have resulted in improved learning environments, and also shows approved projects and their status.

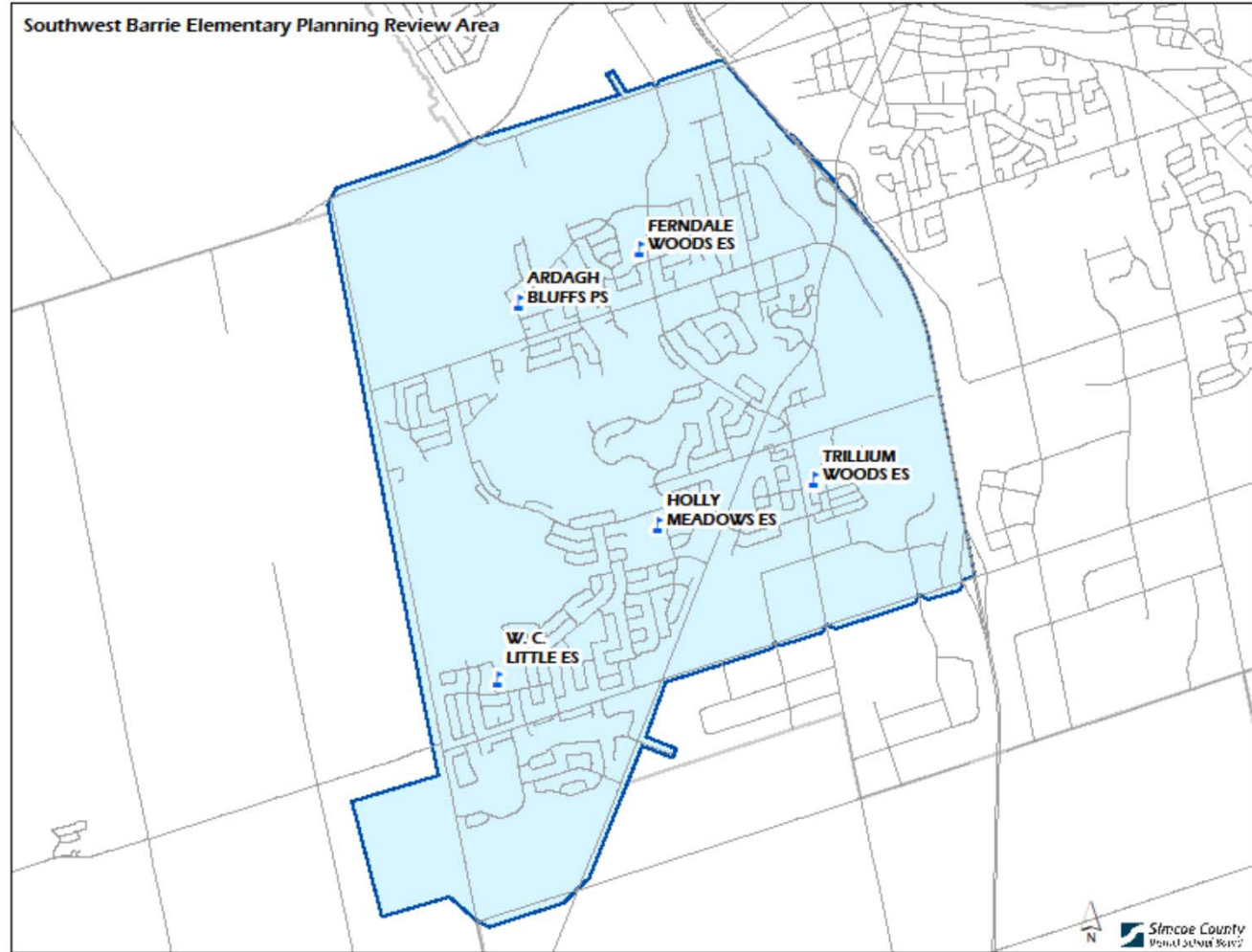
Capital Projects			
New Schools Funded			
Board Wide Allocation:	\$209,561,133	Planning Area Allocated:	\$0
School Name	Proposed Opening Date	Allocated Funding	Status
Additions/Renovations Funded			
Board Wide Allocation:	\$91,096,949	Planning Area Allocated:	\$10,748,378
School Name	Proposed Opening Date	Allocated Funding	Status
Andrew Hunter ES	2011	\$392,304	Complete
Hillcrest (Barrie) PS	2011	\$3,825,123	Complete
Portage View PS	2011	\$6,530,951	Complete

Section J - Southwest Barrie Elementary Planning Review Area – 8

Enrolment Summary:

Within this review area enrolment is stable. Since the 2009 Capital Plan, an attendance area review was undertaken for the new Ardagh Bluffs PS, that redistributed students within the area to balance enrolment pressures, program equity and under utilization.

French Immersion is being accommodated at Ferndale Woods ES and Ardagh Bluffs PS.



Section J - Southwest Barrie Elementary Planning Review Area – 8

School Utilization Summary:

This chart indicates the school utilization for each school. Portable usage in this planning area has been minimized due to the opening of Ardagh Bluffs PS.

Enrolment Projections to 2025														
Elementary Enrolment	OTG 14	2013	2014	2015	2016	2017	2018	2019	2020	2021	2022	2023	2024	2025
Ardagh Bluffs PS	576	567	648	564	605	639	677	714	748	767	799	821	817	817
Ferndale Woods ES	557	517	498	623	627	597	568	557	546	545	540	540	540	540
Holly Meadows ES	646	693	696	663	637	627	605	593	572	562	570	586	585	585
Trillium Woods ES	516	509	500	497	501	505	506	503	496	496	491	487	478	473
W.C. Little ES	576	696	679	645	616	609	589	592	585	586	599	593	593	594
Total	2871	2982	3021	2992	2986	2976	2945	2960	2946	2955	2998	3027	3013	3009
Pupils Over/Under Capacity		111	150	121	115	105	74	89	75	84	127	156	142	138

Board Wide Elementary Enrolment: 35,320		Planning Area Enrolment: 3,021		% Utilization: 105%
School Name	OTG 2014	# Of Pupils	% Utilization	# Of Portables in
Ardagh Bluffs PS	576	648	113%	4
Ferndale Woods ES	557	498	89%	0
Holly Meadows ES	646	696	108%	3
Trillium Woods ES	516	500	97%	0
W.C. Little ES	576	679	118%	4

Section J - Southwest Barrie Elementary Planning Review Area – 8

Program Space Summary:

The programs shown in this chart are county programs and are distributed according to the needs of the students. Changes to the location of these programs can occur as required.

School Name	Autistic Spectrum Disorder	Developmental Skills	Social Skills	Extended French	French Immersion	Gifted	Section 23
Ardagh Bluffs PS	--	--	--	Yes	--	--	--
Ferndale Woods ES	--	Yes	--	--	Yes	--	--
Holly Meadows ES	--	--	--	--	--	--	--
Trillium Woods ES	--	--	--	--	--	--	--
W.C. Little ES	--	--	--	--	--	--	--

Section J - Southwest Barrie Elementary Planning Review Area – 8

Childcare Summary:

This chart summarizes the current locations of the childcare programs operating within the schools of the planning area.

School Name	Infants	Toddlers	Pre School	Extended Child Care
Ardagh Bluffs PS	--	Yes	Yes	Yes
Ferndale Woods ES	--	Yes	Yes	Yes
Holly Meadows ES	--	--	--	Yes
Trillium Woods ES	--	--	Yes	Yes
W.C. Little ES	--	--	--	Yes

Section J - Southwest Barrie Elementary Planning Review Area – 8

Holding Schools – Closed To Out Of Area Summary:

This chart summarizes schools identified as holding schools for potential growth solutions.

The schools designated as closed to out of area students are the result of holding school status, new schools, and schools reaching septic capacity.

2015/2016 Holding Schools		2015/2016 Schools Closed to Out of Area Students	
Holding For	Holding at	Status	Reason for Closure
Ardagh Bluffs PS	--	Closed	Program
Ferndale Woods ES	--	Closed	Program
Holly Meadows ES	--	--	--
Trillium Woods ES	--	--	--
W.C. Little ES	--	--	--

Section J - Southwest Elementary Planning Review Area - 8

Capital Renewal Summary – Annual Renewal:

The board receives approximately \$7 million annually in renewal funding. Renewal is a planned investment program that ensures that facilities will function appropriately by repairing, maintaining and replacing individual building components to extend their life cycle and improve the overall remaining service life of the building. Within the planning area, the board has allocated \$485,001 with the five year renewal needs being an additional \$7,301,261.

Capital Renewal Funding	2011-2012 Annual Renewal Board Allocation: \$6,730,773 Surplus: \$471,882 TOTAL: \$7,202,655		2012-2013 Annual Renewal Board Allocation: \$7,133,218		2013-2014 Annual Renewal Board Allocation: \$7,049,598		2014-2015 Annual Renewal Board Allocation: \$7,238,838		5 Year Renewal Needs Fiscal 2015/16 to Fiscal 2019/20	
	# Of Projects	\$ Allocated Funds	# Of Projects	\$ Allocated Funds	# Of Projects	\$ Allocated Funds	# Of Projects	\$ Allocated Funds	# of Items	Funds Required:
Ardagh Bluffs PS	--	--	--	--	--	--	--	--	4	\$220,141
Ferndale Woods ES	2	\$141,671	1	\$5,030	--	--	--	--	47	\$3,226,623
Holly Meadows ES	--	--	--	--	1	\$304,491	--	--	24	\$1,338,603
Trillium Woods ES	--	--	--	--	1	\$3,809	--	--	16	\$1,130,803
W.C. Little ES	--	--	--	--	1	\$30,000	--	--	20	\$1,385,091
Total	2	\$141,671	1	\$5,030	3	\$338,300	0	\$0	111	\$7,301,261

Section J - Southwest Elementary Planning Review Area - 8

Capital Renewal Summary – School Condition Improvement Funding:

In addition to renewal funding, the ministry allocates School Condition Improvement Funding to help with the increasing deferred renewal needs of school board infrastructure. To date the board has received \$16,145,972 in funding. Within this planning area \$0 has been allocated.

Capital Renewal Funding	Stage 1 SCI 2011-2012 Board Allocation: \$3,530,725		Stage 2 SCI 2012-2013 Board Allocation: \$3,558,955		Stage 3 SCI 2013-2014 Board Allocation: \$3,387,418		Stage 4 SCI 2014-2015 Board Allocation: \$5,668,874	
	# Of Projects	\$ Allocated Funds	# Of Projects	\$ Allocated Funds	# Of Projects	\$ Allocated Funds	# Of Projects	\$ Allocated Funds
Ardagh Bluffs PS	--	--	--	--	--	--	--	--
Ferndale Woods ES	--	--	--	--	--	--	--	--
Holly Meadows ES	--	--	--	--	--	--	--	--
Trillium Woods ES	--	--	--	--	--	--	--	--
W.C. Little ES	--	--	--	--	--	--	--	--
Total	0	\$0	0	\$0	0	\$0	0	\$0





Section J - Southwest Barrie Elementary Planning Review Area – 8

Energy Consumption Reduction Plan Summary:

Funds for this initiative are used to gather data and provide energy reduction benchmarks that determine the most energy efficient reduction models to determine future projects.

The chart shows the current projects underway which will provide the energy reduction benchmark data.



Energy Consumption Reduction Plan

School	Energy Efficient Schools	Energy Conservation 2012 - 2013	Energy Conservation 2013 - 2014	Project	Budget	Funding Source	Status
Ardagh Bluffs PS							
Ferndale Woods ES				BAS Replacement Lighting Retrofit	\$280,000 \$125,000	Energy Efficient Schools	Complete
Holly Meadows ES				Lighting Retrofit	\$65,000	Energy Efficient Schools	Complete
Trillium Woods ES				Mechanical Upgrades BAS Replacement Lighting Retrofit	\$110,000 \$3,000 \$65,000	Energy Efficient Schools	Complete
W.C. Little ES				Lighting retrofit	\$150,000	Energy Efficient Schools	Complete

Section J - Southwest Barrie Elementary Planning Review Area – 8


Energy Conservation FIT

This table represents the schools currently with contracts under the FIT 2.0 program as well as those who have submitted applications under the FIT 3.0

School	FIT 2.0		FIT 3.0	
	kW	Application		
Ardagh Bluffs PS				
Ferndale Woods ES				
Holly Meadows ES				
Trillium Woods ES				
W.C. Little ES				

EcoSchools

This table represents schools that have certified as an Ontario EcoSchools. Schools may be certified as bronze, silver or gold level.

2008/09	2009/10	2009/10	2010/11	2011/12	2012/13	2013/14
						


























Section J - Southwest Barrie Elementary Planning Review Area - 8

School Accessibility Summary:

The Accessibility For Ontarians With Disabilities Act requires all public buildings within the Province of Ontario to be fully accessible by 2025.

Funding has been used from annual renewal and capital projects. All new schools are constructed to meet the requirements of the Act.

The chart below indicates the accessibility status of the schools within the planning area.

<i>School Name</i>	<i>Site Accessible</i>	<i>School Accessible</i>	<i>Student Washrooms</i>	<i>Staff Washrooms</i>	<i>Special Needs Washroom</i>
Ardagh Bluffs PS					
Ferndale Woods ES					
Holly Meadows ES					
Trillium Woods ES					
W. C. Little ES					



Is Accessible

The accessibility symbol indicating the school is accessible does not necessarily mean that the building is fully accessible to the AODA or the Ontario Building Code. This symbol indicates that at least one entrance and washroom is accessible.

Section J - Southwest Barrie Elementary Planning Review Area – 8

Capital Funding Summary:

Capital funding provides the board with revenue to construct new schools, additions and renovations in existing schools. These projects are a result of capital priorities approved by the Board and subsequently approved by the ministry. Funding is used to construct new growth schools and additions, replace aging and failing buildings, and renovate existing schools.

Since 2007, the board has received funding approval totaling approximately \$300,658,082.

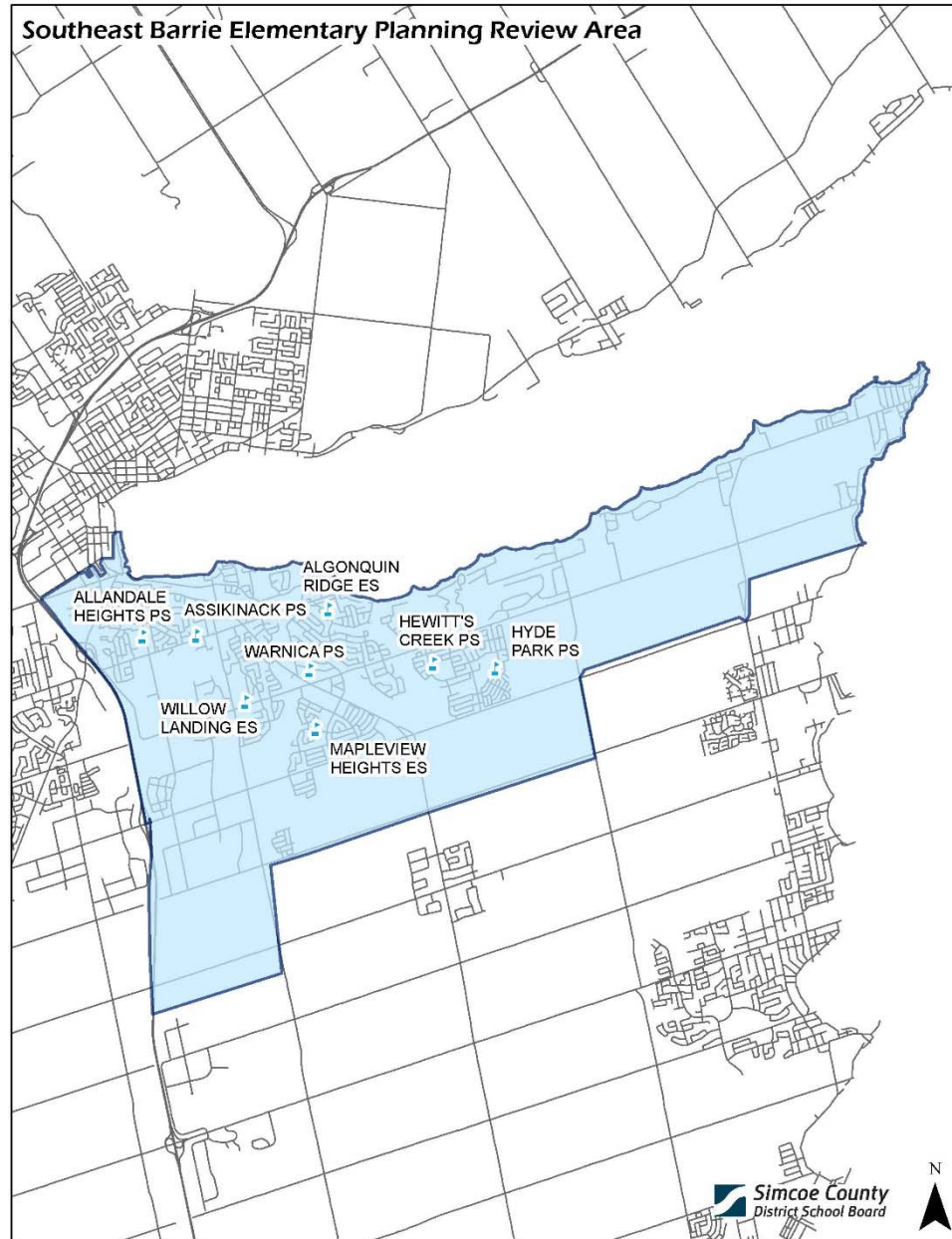
The chart below shows the new school construction, additions and renovations in this area that have resulted in improved learning environments, and also shows approved projects and their status.

Capital Projects			
New Schools Funded			
Board Wide Allocation:		\$209,561,133	Planning Area Allocated:
			\$9,828,930
School Name	Proposed Opening Date	Allocated Funding	Status
Ardagh Bluffs PS	2010	\$9,828,930	Complete
Additions/Renovations Funded			
Board Wide Allocation:		\$91,096,949	Planning Area Allocated:
			\$629,341
School Name	Proposed Opening Date	Allocated Funding	Status
W.C. Little ES	2007	\$629,341	Complete

Section J - Southeast Barrie Elementary Planning Review Area – 9

Enrolment Summary:

Within this review area enrolment is increasing. Since the 2009 Capital Plan, Hewitt's Creek PS has opened. A Hyde Park PS opened in September 2013. An Attendance Area Review was completed in 2112 to balance enrolment at Mapleview Heights ES and Willow Landing ES.



Section J - Southeast Barrie Elementary Planning Review Area – 9

School Utilization Summary:

This chart indicates the school utilization for each school. Portable usage in this planning area continues until a new growth school and attendance area review decisions bring the enrolment and school capacity into alignment.

Enrolment Projections to 2025														
Elementary Enrolment	OTG 14	2013	2014	2015	2016	2017	2018	2019	2020	2021	2022	2023	2024	2025
Algonquin Ridge ES	527	596	559	520	509	483	476	448	434	431	425	419	427	427
Allandale Heights PS	352	325	312	313	315	319	320	319	325	320	319	320	322	325
Assikinack PS	337	317	317	322	325	337	348	368	373	382	382	379	385	385
Hewitt's Creek PS	573	607	666	683	705	723	730	729	722	729	731	732	730	730
Hyde Park PS	533	401	469	510	526	564	563	585	600	604	609	601	596	596
Mapleview Heights ES	611	664	642	614	587	592	589	581	573	562	572	571	583	595
Warnica PS	337	526	535	559	561	512	504	497	495	476	481	484	483	483
Willow Landing ES	596	609	574	573	560	569	576	569	578	578	577	570	576	581
Total	3866	4045	4074	4094	4089	4098	4105	4097	4100	4081	4096	4075	4101	4122
Pupils Over/Under Capacity		179	208	228	223	232	239	231	234	215	230	209	235	256

Board Wide Elementary Enrolment: 35,320		Planning Area Enrolment: 4,074		% Utilization: 110%
School Name	OTG 2013	# Of Pupils	% Utilization	# Of Portables in use
Algonquin Ridge ES	506	559	110%	3
Allandale Heights PS	328	312	95%	0
Assikinack PS	325	317	98%	0
Hewitt's Creek PS	549	666	121%	2
Hyde Park PS	507	469	93%	0
Mapleview Heights ES	575	642	112%	3
Warnica PS	325	535	165%	8
Willow Landing ES	572	574	100%	1

Section J - Southeast Barrie Elementary Planning Review Area – 9

Program Space Summary:

The programs shown in this chart are county programs and are distributed according to the needs of the students.

Changes to the location of these programs can occur as required.

School Name	Autistic Spectrum Disorder	Developmental Skills	Social Skills	Extended French	French Immersion	Gifted	Section 23
Algonquin Ridge ES	Yes	--	--	--	--	--	--
Allandale Heights PS	--	--	Yes	--	--	--	--
Assikinack PS	--	--	--	--	--	--	--
Hewitt's Creek PS	--	--	--	--	--	--	--
Hyde Park PS	--	--	--	--	--	--	--
Mapleview Heights ES	--	Yes	--	--	--	--	--
Warnica PS	--	--	--	Yes	Yes	--	--
Willow Landing ES	--	--	--	--	--	--	--

Section J - Southeast Barrie Elementary Planning Review Area – 9

Childcare Summary:

This chart summarizes the current locations of the childcare programs operating within the schools of the planning area.

School Name	Infants	Toddlers	Pre School	Extended Child Care
Algonquin Ridge ES	--	--	--	Yes
Allandale Heights PS	--	--	--	Yes
Assikinack PS	--	--	--	Yes
Hewitt's Creek PS	--	Yes	Yes	Yes
Hyde Park PS	--	--	--	Yes
Mapleview Heights ES	--	--	--	Yes
Warnica PS	--	--	--	Yes
Willow Landing ES	--	--	--	Yes

Section J - Southeast Barrie Elementary Planning Review Area – 9

Holding Schools – Closed To Out Of Area Summary:

This chart summarizes schools identified as holding schools for potential growth solutions.

The schools designated as closed to out of area students are the result of holding school status, new schools, and schools reaching septic capacity.

2015/2016 Holding Schools		2015/2016 Schools Closed to Out of Area Students	
Holding At:	Holding For:	School:	Reason for Closure
Algonquin Ridge ES	--	Closed	Boundary Review
Allandale Heights PS	--	--	--
Assikinack PS	--	--	--
Hewitt's Creek PS	--	Closed	Boundary Review
Hyde Park PS	--	Closed	Boundary Review
Mapleview Heights ES	--	--	--
Warnica PS	--	Closed	Boundary Review
Willow Landing ES	--	--	--

Section J - Southeast Elementary Planning Review Area - 9

Capital Renewal Summary – Annual Renewal:

The board receives approximately \$7 million annually in renewal funding. Renewal is a planned investment program that ensures that facilities will function appropriately by repairing, maintaining and replacing individual building components to extend their life cycle and improve the overall remaining service life of the building. Within the planning area, the board has allocated \$1,214,052 with the five year renewal needs being an additional \$18,639,440.

Capital Renewal Funding	2011-2012 Annual Renewal Board Allocation: \$6,730,773 Surplus: \$471,882 TOTAL: \$7,202,655		2012-2013 Annual Renewal Board Allocation: \$7,133,218		2013-2014 Annual Renewal Board Allocation: \$7,049,598		2014-2015 Annual Renewal Board Allocation: \$7,238,838		5 Year Renewal Needs Fiscal 2015/16 to Fiscal 2019/20	
	# Of Projects	\$ Allocated Funds	# Of Projects	\$ Allocated Funds	# Of Projects	\$ Allocated Funds	# Of Projects	\$ Allocated Funds	# of Items	Funds Required:
Algonquin Ridge ES	--	--	--	--	--	--	--	--	20	\$1,135,809
Allendale Heights PS	1	\$2,595	2	\$23,133	2	\$203,763	0	\$0	59	\$3,748,162
Assikinack PS	--	--	1	\$108,953	1	\$69,886	--	--	52	\$3,100,166
Hewitt's Creek PS	--	--	--	--	--	--	--	--	11	\$491,989
Mapleview Heights ES	--	--	--	--	--	--	--	--	22	\$1,660,104
Warnica PS	--	--	--	--	1	\$20,309	1	\$750,000	78	\$4,819,952
Willow Landing ES	--	--	--	--	1	\$35,414	--	--	38	\$3,683,258
Total	1	\$2,595	3	\$132,087	5	\$329,371	1	\$750,000	280	\$18,639,440

Section J - Southeast Elementary Planning Review Area - 9

Capital Renewal Summary – School Condition Improvement Funding:

In addition to renewal funding, the ministry allocates School Condition Improvement Funding to help with the increasing deferred renewal needs of school board infrastructure. To date the board has received \$16,145,972 in funding. Within this planning area \$99,516 has been allocated.

Capital Renewal Funding	Stage 1 SCI 2011-2012 Board Allocation: \$3,530,725		Stage 2 SCI 2012-2013 Board Allocation: \$3,558,955		Stage 3 SCI 2013-2014 Board Allocation: \$3,387,418		Stage 4 SCI 2014-2015 Board Allocation: \$5,668,874	
	# Of Projects	\$ Allocated Funds	# Of Projects	\$ Allocated Funds	# Of Projects	\$ Allocated Funds	# Of Projects	\$ Allocated Funds
Algonquin Ridge ES	--	--	--	--	--	--	--	--
Allandale Heights PS	--	--	--	--	--	--	--	--
Assikinack PS	--	--	--	--	--	--	--	--
Hewitt's Creek PS	--	--	--	--	--	--	--	--
Mapleview Heights ES	--	--	--	--	--	--	--	--
Warnica PS	--	--	--	--	1	\$99,516	--	--
Willow Landing ES	--	--	--	--	--	--	--	--
Total	0	\$0	0	\$0	1	\$99,516	0	\$0





Section J - Southeast Barrie Elementary Planning Review Area – 9

Energy Consumption Reduction Plan Summary:

Funds for this initiative are used to gather data and provide energy reduction benchmarks that determine the most energy efficient reduction models to determine future projects.

The chart shows the current projects underway which will provide the energy reduction benchmark data.






Energy Consumption Reduction Plan

School Name	Energy Efficient Schools	Energy Conservation 2012 - 2013	Energy Conservation 2013 - 2014	Project	Budget	Funding Source	Status
Algonquin Ridge ES				Lighting Retrofit	\$90,000	Energy Efficient Schools	Complete
Allandale Heights PS							
Assikinack PS							
Hewitt's Creek PS							
Hyde Park PS				Energy Efficient Commissioning	\$540,727	Energy Reserve Stabilization Fund	Complete
Mapleview Heights ES				Lighting Retrofit	\$75,000	Energy Efficient Schools	Complete
Warnica PS							
Willow Landing ES				BAS Setup	\$200,000	Energy Efficient Schools	Complete

Section J - Southeast Barrie Elementary Planning Review Area – 9


Energy Conservation FIT

This table represents the schools currently with contracts under the FIT 2.0 program as well as those who have submitted applications under the FIT 3.0

School	FIT 2.0 kW	FIT 3.0 Application
Algonquin Ridge ES		
Allandale Heights PS		
Assikinack PS		
Hewitt's Creek PS		
Hyde Park PS	50	
Mapleview Heights ES		
Warrica PS		
Willow Landing ES		

EcoSchools

This table represents schools that have certified as an Ontario EcoSchools. Schools may be certified as bronze, silver or gold level.

2008/09	2009/10	2009/10	2010/11	2011/12	2012/13	2013/14
						




































Section J - Southeast Barrie Elementary Planning Review Area – 9

School Accessibility Summary:

The Accessibility For Ontarians With Disabilities Act requires all public buildings within the Province of Ontario to be fully accessible by 2025.

Funding has been used from annual renewal and capital projects. All new schools are constructed to meet the requirements of the Act.

The chart below indicates the accessibility status of the schools within the planning area.

<i>School Name</i>	<i>Site Accessible</i>	<i>School Accessible</i>	<i>Student Washrooms</i>	<i>Staff Washrooms</i>	<i>Special Needs Washroom</i>
Algonquin Ridge ES					
Allandale Heights PS					
Assikinack PS					
Hewitt's Creek PS					
Hyde Park PS					
Mapleview Heights ES					
Wamica PS					
Willow Landing ES					

 **Is Accessible**

The accessibility symbol indicating the school is accessible does not necessarily mean that the building is fully accessible to the AODA or the Ontario Building Code. This symbol indicates that at least one entrance and washroom is accessible.

Section J - Southeast Barrie Elementary Planning Review Area – 9

Capital Funding Summary:

Capital funding provides the board with revenue to construct new schools, additions and renovations in existing schools. These projects are a result of capital priorities approved by the Board and subsequently approved by the ministry. Funding is used to construct new growth schools and additions, replace aging and failing buildings, and renovate existing schools.

Since 2007, the board has received funding approval totaling approximately \$300,658,082.

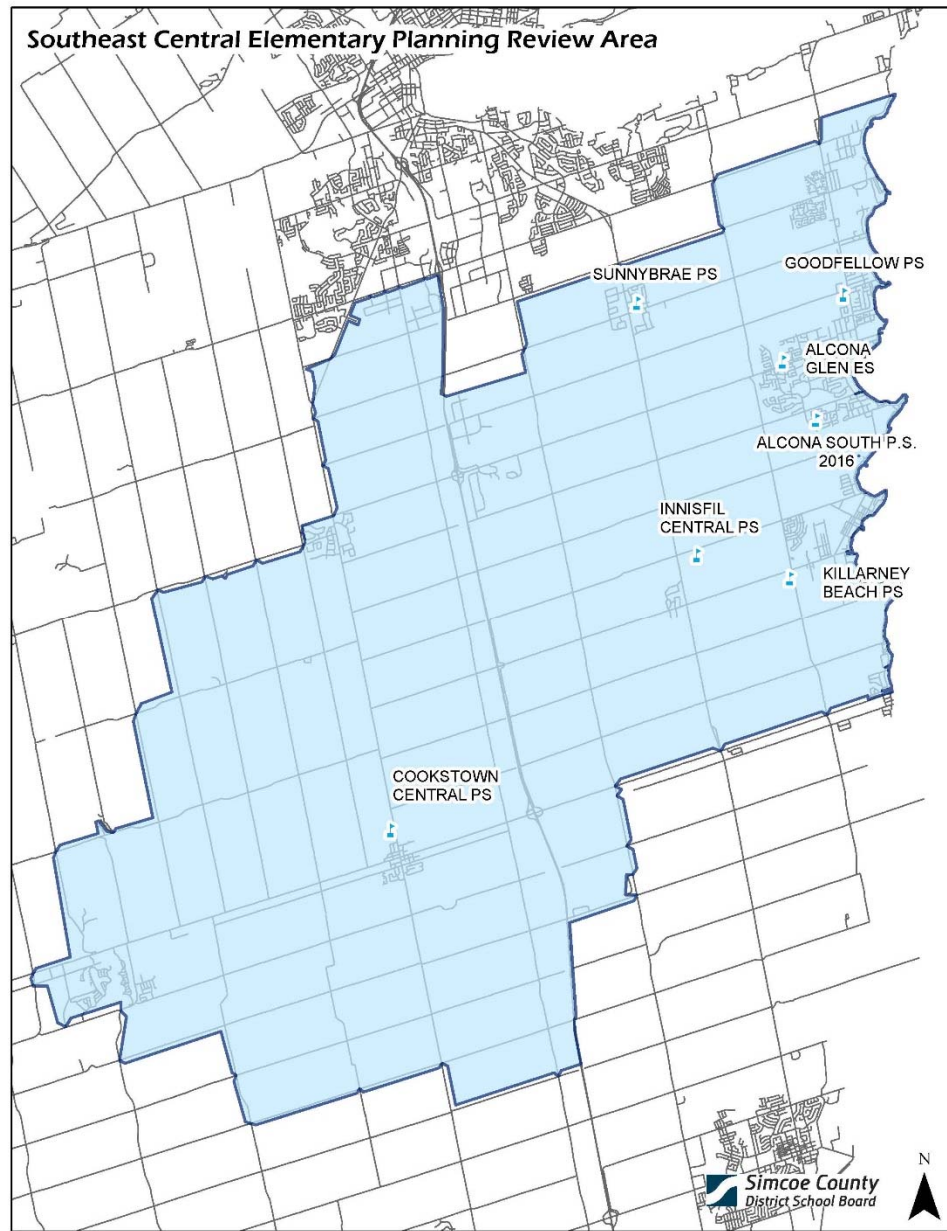
The chart below shows the new school construction, additions and renovations in this area that have resulted in improved learning environments, and also shows approved projects and their status.

Capital Projects			
New Schools Funded			
Board Wide Allocation:	\$209,561,133	Planning Area Allocated:	\$21,215,038
School Name	Proposed Opening Date	Allocated Funding	Status
Hewitt's Creek PS	2009	\$11,026,179	Complete
Hyde Park PS	2013	\$10,188,859	Complete
Additions/Renovations Funded			
Board Wide Allocation:	\$91,096,949	Planning Area Allocated:	\$5,826,396
School Name	Proposed Opening Date	Allocated Funding	Status
Allandale Heights PS	2008	\$735,707	Complete
Allandale Heights PS	2011	\$594,391	Complete
Assikinack PS	2008	\$3,145,950	Complete
Assikinack PS	2011	\$594,390	Complete
Mapleview Heights ES	2007	\$755,958	Complete

Section J - Southeast Central Elementary Planning Review Area – 10

Enrolment Summary:

Within this review area enrolment is stable. The Ministry approved a new elementary school within the Alcona area to be opened in 2016. Attendance Area Review is underway to establish the new school boundaries.



Section J - Southeast Central Elementary Planning Review Area – 10

School Utilization Summary:

This chart indicates the school utilization for each school. Portable usage in this planning area continues until accommodation reviews, and attendance area review decisions bring the enrolment and school capacity into alignment.

Enrolment Projections to 2025														
Elementary Enrolment	OTG 14	2013	2014	2015	2016	2017	2018	2019	2020	2021	2022	2023	2024	2025
Alcona Glen ES *	622	817	876	903	923	956	984	994	1011	1022	1036	1029	1018	1020
Alcona South ps*	412													
Cookstown Central PS	559	568	610	613	607	600	587	580	569	561	552	547	544	545
Goodfellow PS	504	656	654	670	704	712	715	714	714	706	701	697	705	705
Innisfil Central PS	196	188	175	173	168	163	160	159	155	157	156	161	161	161
Killarney Beach PS	340	252	269	275	276	275	261	259	263	264	263	256	251	247
Sunnybrae PS	432	433	413	408	409	395	388	377	374	362	356	356	355	355
Total	3065	2914	2997	3043	3087	3102	3095	3082	3087	3072	3066	3046	3035	3032
Pupils Over/Under Capacity		-563	-480	-434	22	37	30	17	22	7	1	-19	-30	-33

* Capacity added in 2016 for new Alcona South ps, boundary review currently underway

Board Wide Elementary Enrolment: 35,320		Planning Area Enrolment: 2,997		% Utilization: 113%
School Name	OTG 2014	# Of Pupils	% Utilization	# Of Portables in use
Alcona Glen ES	622	876	141%	12
Cookstown Central PS	559	610	109%	4
Goodfellow PS	504	654	130%	7
Innisfil Central PS	196	175	89%	0
Killarney Beach PS	340	269	79%	0
Sunnybrae PS	432	413	96%	0

Section J - Southeast Central Elementary Planning Review Area – 10

Program Space Summary:

The programs shown in this chart are county programs and are distributed according to the needs of the students.

Changes to the location of these programs can occur as required.

School Name	Autistic Spectrum Disorder	Developmental Skills	Social Skills	Extended French	French Immersion	Gifted	Section 23
Alcona Glen ES	--	--	--	--	--	--	--
Cookstown Central PS	--	Yes	--	--	--	Yes	--
Goodfellow PS	--	--	--	Yes	Yes	--	--
Innisfil Central PS	--	--	--	--	--	--	--
Killarney Beach PS	--	--	--	--	--	--	--
Sunnybrae PS	--	--	--	--	--	--	--

Section J - Southeast Central Elementary Planning Review Area – 10

Childcare Summary:

This chart summarizes the current locations of the childcare programs operating within the schools of the planning area.

School Name	Infants	Toddlers	Pre School	Extended Child Care
Alcona Glen ES	--	--	--	Yes
Cookstown Central PS	--	--	--	Yes
Goodfellow PS	--	Yes	Yes	Yes
Innisfil Central PS	--	--	--	Yes
Killarney Beach PS	--	--	--	Yes
Sunnybrae PS	--	--	--	Yes

Section J - Southeast Central Elementary Planning Review Area – 10

Holding Schools – Closed To Out Of Area Summary:

This chart summarizes schools identified as holding schools for potential growth solutions.

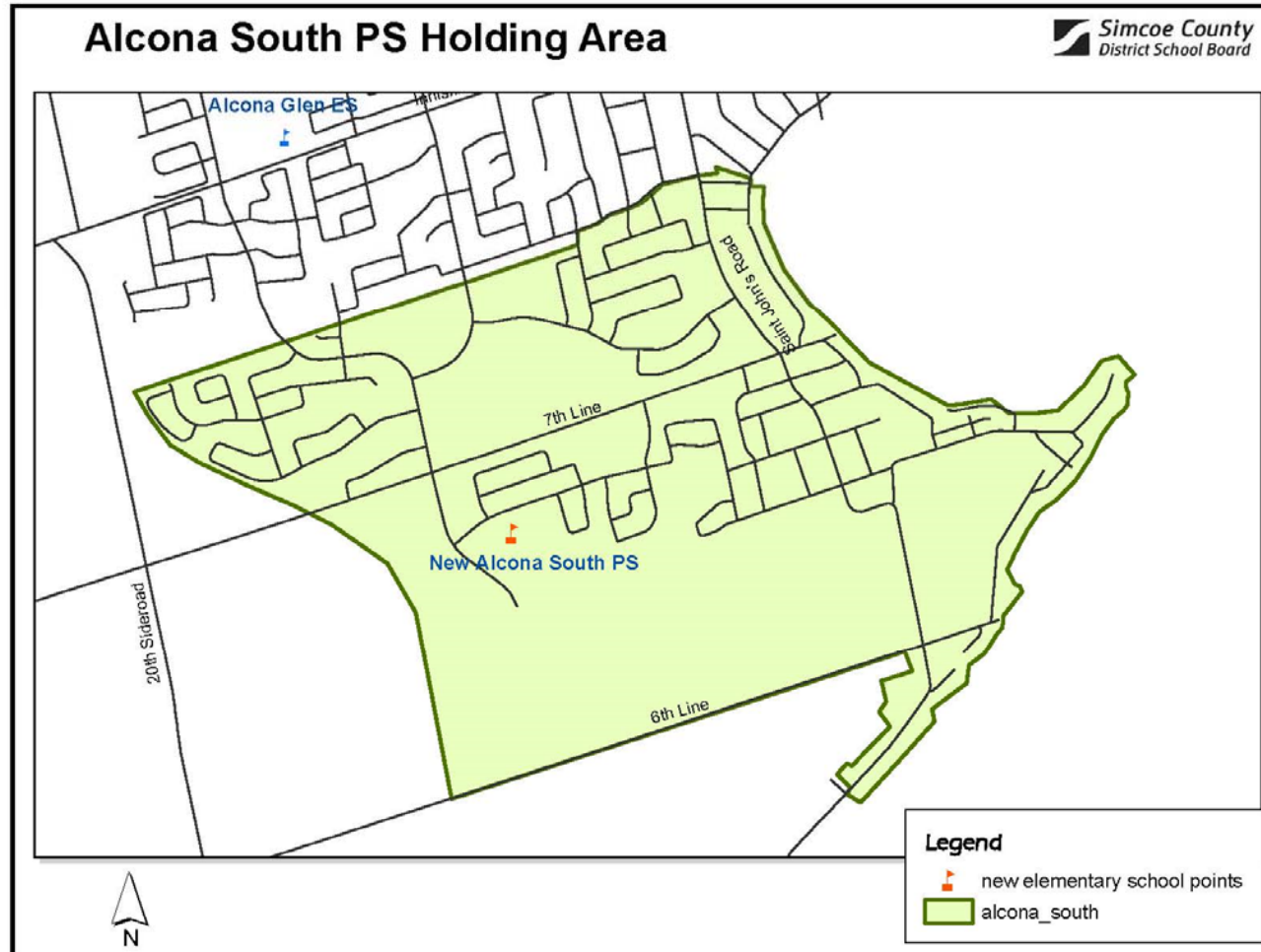
The schools designated as closed to out of area students are the result of holding school status, new schools, and schools reaching septic capacity.

2015/2016 Holding Schools		2015/2016 Schools Closed to Out of Area Students	
Holding At:	Holding For:	School:	Reason for Closure
Alcona Glen ES	New Alcona South	Closed	Holding
Cookstown Central PS	--	--	--
Goodfellow PS	New Alcona South	Closed	Holding
Innisfil Central PS	--	--	--
Killarney Beach PS	--	--	--
Sunnybrae PS	--	--	--

Section J - Southeast Central Elementary Planning Review Area – 10

New Alcona South Public School Holding Area:

The map identifies the holding area for a new elementary school within the Alcona community. An attendance area review meeting is scheduled for April 2015 to establish the new attendance boundaries upon opening of the new elementary school in September 2016.



Section J - Southeast Elementary Planning Review Area - 10

Capital Renewal Summary – Annual Renewal:

The board receives approximately \$7 million annually in renewal funding. Renewal is a planned investment program that ensures that facilities will function appropriately by repairing, maintaining and replacing individual building components to extend their life cycle and improve the overall remaining service life of the building. Within the planning area, the board has allocated \$811,018 with the five year renewal needs being an additional \$22,041,106.

Capital Renewal Funding	2011-2012 Annual Renewal Board Allocation: \$6,730,773 Surplus: \$471,882 TOTAL: \$7,202,655		2012-2013 Annual Renewal Board Allocation: \$7,133,218		2013-2014 Annual Renewal Board Allocation: \$7,049,598		2014-2015 Annual Renewal Board Allocation: \$7,238,838		5 Year Renewal Needs Fiscal 2015/16 to Fiscal 2019/20	
	# Of Projects	\$ Allocated Funds	# Of Projects	\$ Allocated Funds	# Of Projects	\$ Allocated Funds	# Of Projects	\$ Allocated Funds	# of Items	Funds Required:
Alcona Glen ES	1	\$18,269	2	\$199,683	1	\$37,799	1	\$12,000	36	\$2,464,834
Cookstown Central PS	1	\$18,345	1	\$7,151	1	\$18,287	1	\$150,000	55	\$3,910,410
Goodfellow PS	1	\$4,144	1	\$209,856	--	--	--	--	56	\$4,017,115
Innisfil Central PS	--	--	1	\$5,233	--	--	--	--	56	\$3,862,351
Killarney Beach PS	--	--	--	--	1	\$5,011	1	\$9,000	44	\$3,410,426
Sunnybrae PS	2	\$56,364	1	\$34,938	1	\$15,937	1	\$9,000	65	\$4,375,970
Total	5	\$97,123	6	\$456,862	4	\$77,034	4	\$180,000	312	\$22,041,106

Section J - Southeast Elementary Planning Review Area - 10

Capital Renewal Summary – School Condition Improvement Funding:

In addition to renewal funding, the ministry allocates School Condition Improvement Funding to help with the increasing deferred renewal needs of school board infrastructure. To date the board has received \$16,145,972 in funding. Within this planning area \$0 has been allocated.

Capital Renewal Funding	Stage 1 SCI 2011-2012 Board Allocation: \$3,530,725		Stage 2 SCI 2012-2013 Board Allocation: \$3,558,955		Stage 3 SCI 2013-2014 Board Allocation: \$3,387,418		Stage 4 SCI 2014-2015 Board Allocation: \$5,668,874	
	# Of Projects	\$ Allocated Funds	# Of Projects	\$ Allocated Funds	# Of Projects	\$ Allocated Funds	# Of Projects	\$ Allocated Funds
Alcona Glen ES	--	--	--	--	--	--	--	--
Cookstown Central PS	--	--	--	--	--	--	--	--
Goodfellow PS	--	--	--	--	--	--	--	--
Innisfil Central PS	--	--	--	--	--	--	--	--
Killarney Beach PS	--	--	--	--	--	--	--	--
Sunnybrae PS	--	--	--	--	--	--	--	--
Total	0	\$0	0	\$0	0	\$0	0	\$0



Section J - Southeast Central Elementary Planning Review Area – 10

Energy Consumption Reduction Plan Summary:

Funds for this initiative are used to gather data and provide energy reduction benchmarks that determine the most energy efficient reduction models to determine future projects.

The chart shows the current projects underway which will provide the energy reduction benchmark data.



Energy Consumption Reduction Plan

School Name	Energy Efficient Schools	Energy Conservation 2012 - 2013	Energy Conservation 2013 - 2014	Project	Budget	Funding Source	Status
Alcona Glen ES				Lighting retrofit Cooling Tower	\$130,000 \$65,000	Energy Efficient Schools Energy Reserve Stabilization Fund	Complete
Cookstown Central PS							
Goodfellow PS							
Innisfil Central PS							
Killarney Beach PS							
Sunnybrae PS							

Section J - Southeast Central Elementary Planning Review Area – 10



Energy Conservation FIT

This table represents the schools currently with contracts under the FIT 2.0 program as well as those who have submitted applications under the FIT 3.0

School	FIT 2.0 kW	FIT 3.0 Application
Alcona Glen ES		
Cookstown Central PS		
Goodfellow PS	175	
Innisfil Central PS	75	
Killarney Beach PS		
Sunnybrae PS	100	

EcoSchools

This table represents schools that have certified as an Ontario EcoSchools. Schools may be certified as bronze, silver or gold level.

2008/09	2009/10	2010/11	2011/12	2012/13	2013/14
					
					























Section J - Southeast Central Elementary Planning Review Area – 10

School Accessibility Summary:

The Accessibility For Ontarians With Disabilities Act requires all public buildings within the Province of Ontario to be fully accessible by 2025.

Funding has been used from annual renewal and capital projects. All new schools are constructed to meet the requirements of the Act.

The chart below indicates the accessibility status of the schools within the planning area.

<i>School Name</i>	<i>Site Accessible</i>	<i>School Accessible</i>	<i>Student Washrooms</i>	<i>Staff Washrooms</i>	<i>Special Needs Washroom</i>
Alcona Glen ES					
Cookstown Central PS					
Goodfellow PS					
Innisfil Central PS					
Killamey Beach PS					
Sunnybrae PS					

 **Is Accessible**

The accessibility symbol indicating the school is accessible does not necessarily mean that the building is fully accessible to the AODA or the Ontario Building Code. This symbol indicates that at least one entrance and washroom is accessible.

Section J - Southeast Central Elementary Planning Review Area – 10

Capital Funding Summary:

Capital funding provides the board with revenue to construct new schools and additions and renovations in existing schools. These projects are a result of capital priorities approved by the Board and subsequently approved by the ministry. Funding from this source of revenue has provided the board the opportunity to construct new growth schools and additions, replace aging and failing buildings, and renovate existing schools.

Since 2007, the board has received funding approval totaling approximately \$300,658,082.

The chart below shows the new school construction, additions and renovations that have been undertaken as a result of this funding. This has resulted in improved learning environments for many students.

The chart below also shows approved projects and their status.

Capital Projects			
New Schools Funded			
Board Wide Allocation:	\$209,561,133	Planning Area Allocated:	\$8,727,848
School Name	Proposed Opening Date	Allocated Funding	Status
Alcona South ES	2016	\$8,727,848	Design
Additions/Renovations Funded			
Board Wide Allocation:	\$91,096,949	Planning Area Allocated:	\$2,555,600
School Name	Proposed Opening Date	Allocated Funding	Status
Cookstown Central PS	2011	\$2,555,600	Complete

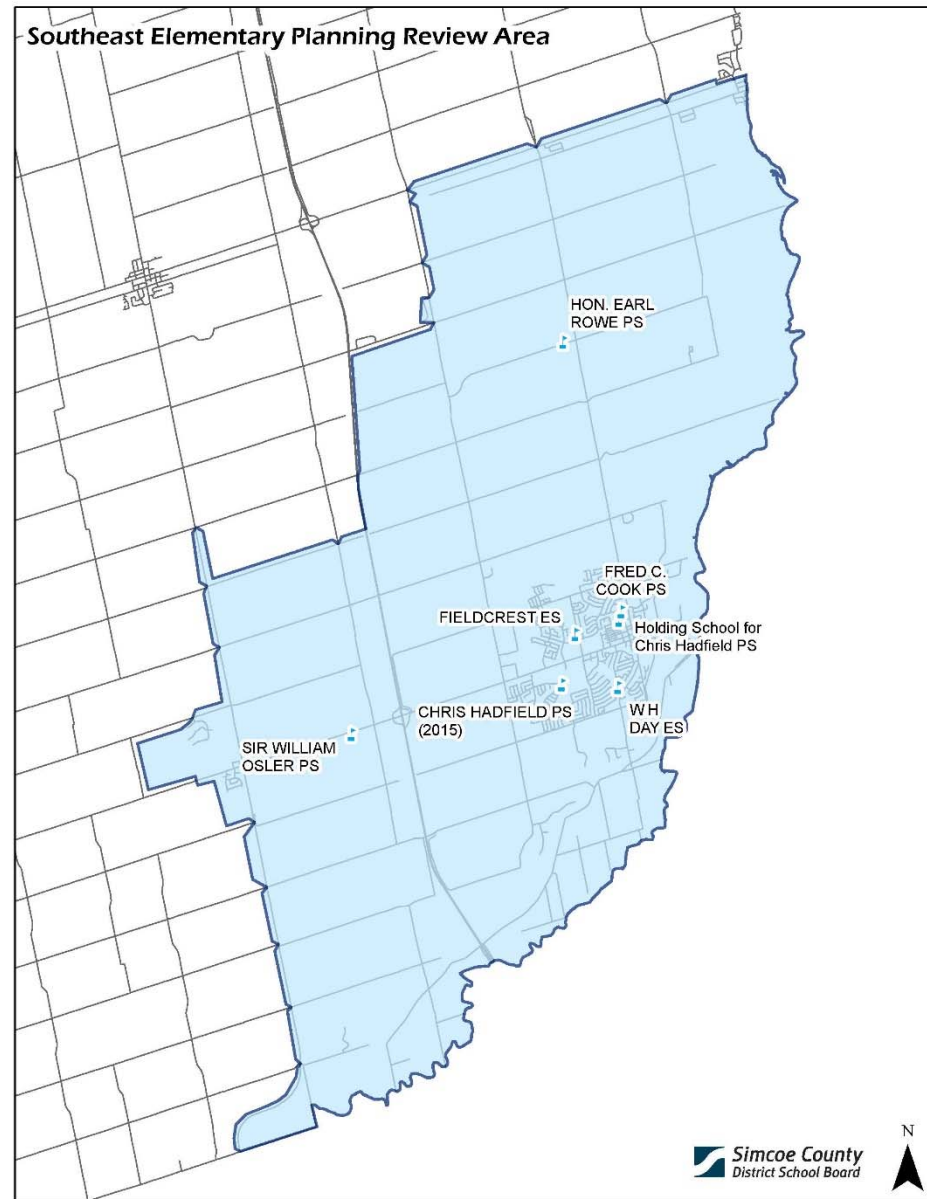
Section J - Southeast Elementary Planning Review Area – 11

Enrolment Summary:

Within this review area enrolment is increasing. Growth is occurring in the Bradford community. The Ministry of Education approved capital to build a replacement school on Fred C Cook site which opened September 2013.

The Ministry approved a growth elementary school, Chris Hadfield. The new school was formed in September 2014 on the Bradford ES site until the new school opens.

Further growth has also been approved within the Bond Head community, and will have to be monitored.



Section J - Southeast Elementary Planning Review Area – 11

School Utilization Summary:

This chart indicates the school utilization for each school within the planning area. Portable usage in this planning area continues until accommodation reviews, and attendance area review decisions, bring the enrolment and school capacity into alignment.

Enrolment Projections to 2025														
Elementary Enrolment	OTG 14	2013	2014	2015	2016	2017	2018	2019	2020	2021	2022	2023	2024	2025
Chris Hadfield PS*	507	426	529	589	642	687	713	728	722	768	783	783	750	728
Fieldcrest ES	516	605	635	663	692	727	751	775	789	814	819	812	792	792
Fred C. Cook PS	412	398	415	422	430	429	435	437	437	446	450	447	445	445
Hon Earl Rowe PS	219	182	178	170	174	175	176	176	174	171	168	171	165	165
Sir William Osler PS	173	156	171	168	171	175	179	177	181	177	176	176	175	175
WH Day ES	559	588	566	584	642	668	697	718	747	774	787	787	771	755
Total	2181	2355	2494	2596	2750	2862	2951	3011	3051	3149	3184	3176	3098	3060
Pupils Over/Under Capacity		174	108	210	364	476	565	625	665	763	798	790	712	674

* Capacity amended in 2015 for the opening of Chris Hadfield PS

Board Wide Elementary Enrolment: 35,320		Planning Area Enrolment: 2,494		% Utilization: 118%	
School Name	OTG 2013	# Of Pupils	% Utilization	# Of Portables in use	
Chris Hadfield Holding PS	302	529	175%	5	
Fieldcrest ES	492	635	129%	3	
Fred C Cook PS	412	415	101%	1	
Hon Earl Rowe PS	213	178	84%	0	
Sir William Osler PS	167	171	102%	0	
WH Day ES	535	566	106%	2	

Section J - Southeast Elementary Planning Review Area – 11

Program Space Summary:

The programs shown in this chart are county programs and are distributed according to the needs of the students.

Changes to the location of these programs can occur as required.

School Name	Autistic Spectrum Disorder	Developmental Skills	Social Skills	Extended French	French Immersion	Gifted	Section 23
Bradford PS	--	--	--	--	Yes	--	--
Chris Hadfield PS	--	--	--	--	--	--	--
Fieldcrest ES	--	--	--	--	--	--	--
Fred C. Cook PS	--	--	Yes	--	--	--	--
Hon Earl Rowe PS	--	--	--	--	--	--	--
Sir William Osler PS	--	--	--	--	--	--	--
WH Day ES	--	Yes	--	Yes	Yes	--	--

Section J - Southeast Elementary Planning Review Area – 11

Childcare Summary:

This chart summarizes the current locations of the childcare programs operating within the schools of the planning area.

School Name	Infants	Toddlers	Pre School	Extended Child Care
Chris Hadfield PS	--	--	--	Yes
Fieldcrest ES	--	--	--	Yes
Fred C. Cook PS	--	--	--	Yes
Hon Earl Rowe PS	--	--	--	Yes
Sir William Osler PS	--	--	--	Yes
WH Day ES	--	--	Yes	Yes

Section J - Southeast Elementary Planning Review Area – 11

Holding Schools – Closed To Out Of Area Summary:

This chart summarizes schools identified as holding schools for potential growth solutions.

The schools designated as closed to out of area students are the result of holding school status, new schools, and schools reaching septic capacity.

2015/2016 Holding Schools		2015/2016 Schools Closed to Out of Area Students	
Holding At:	Holding For:	School:	Reason for Closure
Fieldcrest ES	--	--	--
Fred C. Cook PS	--	--	--
Chris Hadfield PS	--	Closed	New School
Hon Earl Rowe PS	--	--	--
Sir William Osler PS	--	--	--
WH Day ES	--	Closed	Program

Section J - Southeast Elementary Planning Review Area - 11

Capital Renewal Summary – Annual Renewal:

The board receives approximately \$7 million annually in renewal funding. Renewal is a planned investment program that ensures that facilities will function appropriately by repairing, maintaining and replacing individual building components to extend their life cycle and improve the overall remaining service life of the building. Within the planning area, the board has allocated \$434,786 with the five year renewal needs being an additional \$15,637,013.

Capital Renewal Funding	2011-2012 Annual Renewal Board Allocation: \$6,730,773 Surplus: \$471,882 TOTAL: \$7,202,655		2012-2013 Annual Renewal Board Allocation: \$7,133,218		2013-2014 Annual Renewal Board Allocation: \$7,049,598		2014-2015 Annual Renewal Board Allocation: \$7,238,838		5 Year Renewal Needs Fiscal 2015/16 to Fiscal 2019/20	
	# Of Projects	\$ Allocated Funds	# Of Projects	\$ Allocated Funds	# Of Projects	\$ Allocated Funds	# Of Projects	\$ Allocated Funds	# of Items	Funds Required:
Bradford ES	--	--	--	--	--	--	--	--	46	\$2,567,932
Fieldcrest ES	1	\$10,976	--	--	1	\$4,939	--	--	46	\$2,684,007
Fred C. Cook PS	--	--	--	--	--	--	--	--	0	\$0
Hon Earl Rowe PS	--	--	1	\$137,715	1	\$4,495	--	--	47	\$3,230,364
Sir William Osler PS	1	\$260,826	--	--	--	--	--	--	60	\$3,550,509
WH Day ES	--	--	--	\$15,835	--	--	--	--	57	\$3,604,201
Total	2	\$271,803	1	\$153,549	2	\$9,434	0	\$0	256	\$15,637,013

Section J - Southeast Elementary Planning Review Area - 11

Capital Renewal Summary – School Condition Improvement Funding:

In addition to renewal funding, the ministry allocates School Condition Improvement Funding to help with the increasing deferred renewal needs of school board infrastructure. To date the board has received \$16,145,972 in funding. Within this planning area \$300,000 has been allocated.

Capital Renewal Funding	Stage 1 SCI 2011-2012 Board Allocation: \$3,530,725		Stage 2 SCI 2012-2013 Board Allocation: \$3,558,955		Stage 3 SCI 2013-2014 Board Allocation: \$3,387,418		Stage 4 SCI 2014-2015 Board Allocation: \$5,668,874	
	# Of Projects	\$ Allocated Funds	# Of Projects	\$ Allocated Funds	# Of Projects	\$ Allocated Funds	# Of Projects	\$ Allocated Funds
Bradford ES	--	--	--	--	--	--	--	--
Fieldcrest ES	--	--	--	--	--	--	--	--
Fred C. Cook PS	--	--	--	--	--	--	--	--
Hon Earl Rowe PS	--	--	--	--	--	--	1	\$300,000
Sir William Osler PS	--	--	--	--	--	--	--	--
WH Day ES	--	--	--	--	--	--	--	--
Total	0	\$0	0	\$0	0	\$0	1	\$300,000

Section J - Southeast Elementary Planning Review Area – 11

Energy Consumption Reduction Plan Summary:

Funds for this initiative are used to gather data and provide energy reduction benchmarks that determine the most energy efficient reduction models to determine future projects.

The chart shows the current projects underway which will provide the energy reduction benchmark data.





Energy Consumption Reduction Plan

School Name	Energy Efficient Schools	Energy Conservation 2012 - 2013	Energy Conservation 2013 - 2014	Project	Budget	Funding Source	Status
Chris Hadfield PS							
Fieldcrest ES							
Fred C. Cook PS							
Hon Earl Rowe PS							
Sir William Osler PS							
WH Day ES							

Section J - Southeast Elementary Planning Review Area – 11





Energy Conservation FIT

This table represents the schools currently with contracts under the FIT 2.0 program as well as those who have submitted applications under the FIT 3.0

School	FIT 2.0 kW	FIT 3.0 Application
Chris Hadfield PS		
Fieldcrest ES		
Fred C. Cook PS	35	
Hon Earl Rowe PS		
Sir William Osler PS		
WH Day ES		

EcoSchools

This table represents schools that have certified as an Ontario EcoSchools. Schools may be certified as bronze, silver or gold level.

2008/09	2009/10	2010/11	2011/12	2012/13	2013/14
					

Section J - Southeast Elementary Planning Review Area – 11

School Accessibility Summary:

The Accessibility For Ontarians With Disabilities Act requires all public buildings within the Province of Ontario to be fully accessible by 2025.

Funding has been used from annual renewal and capital projects. All new schools are constructed to meet the requirements of the Act.

The chart below indicates the accessibility status of the schools within the planning area.

<i>School Name</i>	<i>Site Accessible</i>	<i>School Accessible</i>	<i>Student Washrooms</i>	<i>Staff Washrooms</i>	<i>Special Needs Washroom</i>
Bradford ES					
Chris Hadfield PS					
Fieldcrest ES					
Fred C. Cook PS					
Hon Earl Rowe PS					
Sir William Olser PS					
W.H. Day ES					

Is Accessible

The accessibility symbol indicating the school is accessible does not necessarily mean that the building is fully accessible to the AODA or the Ontario Building Code. This symbol indicates that at least one entrance and washroom is accessible.

Section J - Southeast Elementary Planning Review Area – 11

Capital Funding Summary:

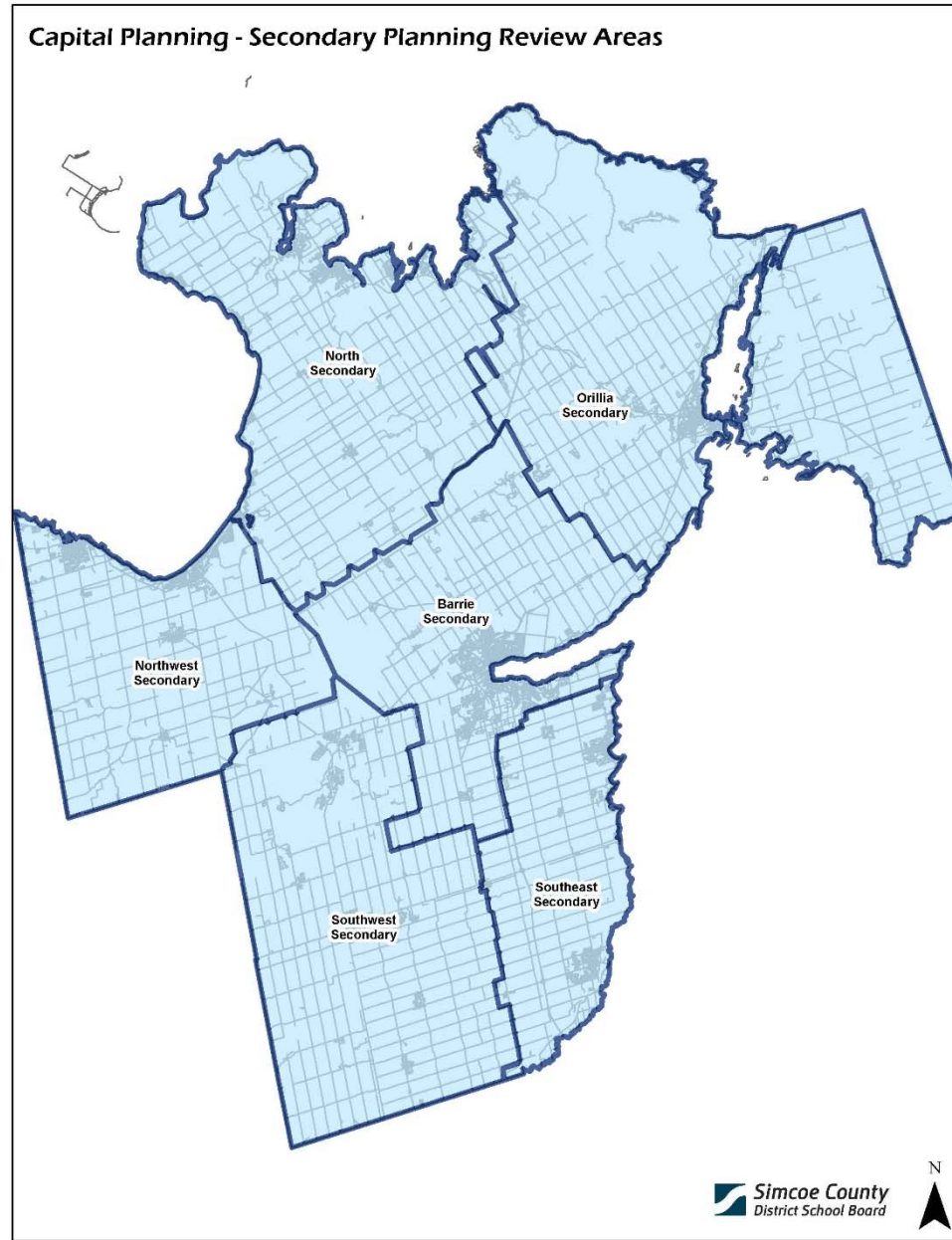
Capital funding provides the board with revenue to construct new schools and additions and renovations in existing schools. These projects are a result of capital priorities approved by the Board and subsequently approved by the ministry. Funding from this source of revenue has provided the board the opportunity to construct new growth schools and additions, replace aging and failing buildings, and renovate existing schools.

Since 2007, the board has received funding approval totaling approximately \$300,658,082. The chart below shows the new school construction, additions and renovations that have been undertaken as a result of this funding. This has resulted in improved learning environments for many students.

The chart below also shows approved projects and their status.

Capital Projects			
New Schools Funded			
Board Wide Allocation:	\$209,561,133	Planning Area Allocated:	\$18,635,758
School Name	Proposed Opening Date	Allocated Funding	Status
Bradford/Fred C Cook Consolidation	2013	\$8,534,878	Complete
Chris Hadfield PS	2015	\$10,100,880	Under Construction
Additions/Renovations Funded			
Board Wide Allocation:	\$91,096,949	Planning Area Allocated:	\$0
School Name	Proposed Opening Date	Allocated Funding	Status

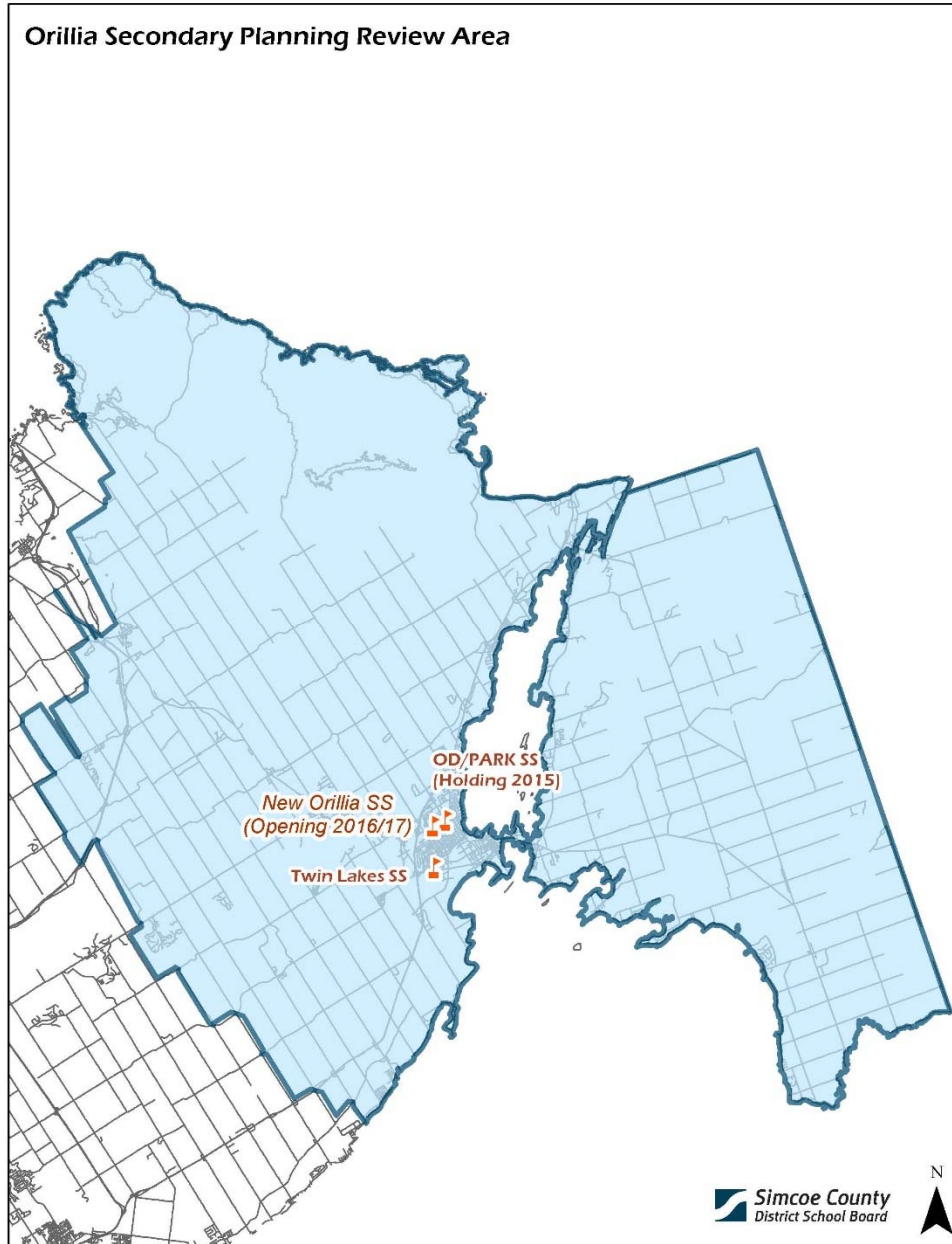
Section K - Secondary Planning Review Areas



Section K - Northeast Secondary Planning Review Area

Enrolment Summary:

Within this review area enrolment is stable. The ARC decision to close one secondary school within the City of Orillia will alleviate the enrolment pressures. A replacement secondary school has been approved as a Capital Priority and is under construction on the Park Street site. The new school was formed in September 2014 on the ODVCI site until the new school opens.



Section K - Northeast Secondary Planning Review Area

School Utilization Summary:

This chart indicates the school utilization for each school. There are no portables used because enrolment and school capacity are not aligned.

Enrolment Projections to 2025														
Secondary Enrolment	OTG 14	2013	2014	2015	2016	2017	2018	2019	2020	2021	2022	2023	2024	2025
Twin Lakes SS	966	801	845	878	940	945	972	1019	1038	992	992	981	928	940
New Orillia ss	1110	1139	1052	1060	1066	1065	1066	1040	1046	1025	1047	1062	1080	1079
Total	1899	1940	1897	1938	2005	2010	2038	2060	2084	2017	2039	2043	2009	2019
Pupils Over/Under Capacity		41	-2	39	-71	-66	-38	-16	8	-59	-37	-33	-67	-57

* Capacity is amended in 2016 opening New Orillia ss)

School Utilization

Board Wide Secondary Enrolment: 16,143		Planning Area Enrolment: 1,897		% Utilization: 100%
School Name	OTG 2014	# Of Pupils	% Utilization	# Of Portables
OD/Park SS	933	1052	113%	8
Twin Lakes SS	966	845	87%	4

Section K - Northeast Secondary Planning Review Area

Program Space Summary:

The programs shown in this chart are county programs and are distributed according to the needs of the students.

Changes to the location of these programs can occur as required.

School Name	Autistic Spectrum Disorder	Life Skills	French	Gifted	Section 23
OD/Park SS	--	Yes	--	--	--
Twin Lakes SS	--	Yes	Yes	Yes	--

Section K - Northeast Secondary Planning Review Area

Early Learning and Childcare Summary:

This chart summarizes the current locations of young parent programs operating within the schools of the planning area.

Childcare Centre	
School Name	Young Parent Program
OD/Park SS	--
Twin Lakes SS	--

Section K - Northeast Secondary Planning Review Area

Holding Schools – Closed To Out Of Area Summary:

This chart summarizes schools identified as holding schools for potential growth solutions.

The schools designated as closed to out of area students are the result of holding school status, new schools, and schools reaching septic capacity.

2015/2016 Holding Schools		2015/2016 Schools Closed to Out of Area Students	
Holding At:	Holding For:	School:	Reason for Closure
OD/Park SS	--	--	--
Twin Lakes SS	--	--	--

Section K - Northeast Secondary Planning Review Area

Capital Renewal Summary – Annual Renewal:

The board receives approximately \$7 million annually in renewal funding. Renewal is a planned investment program that ensures that facilities will function appropriately by repairing, maintaining and replacing individual building components to extend their life cycle and improve the overall remaining service life of the building. Within the planning area, the board has allocated \$24,141 with the five year renewal needs being an additional \$39,885,590.

Capital Renewal Funding	2011-2012 Annual Renewal Board Allocation: \$6,730,773 Surplus: \$471,882 TOTAL: \$7,202,655		2012-2013 Annual Renewal Board Allocation: \$7,133,218		2013-2014 Annual Renewal Board Allocation: \$7,049,598		2014-2015 Annual Renewal Board Allocation: \$7,238,838		5 Year Renewal Needs Fiscal 2015/16 to Fiscal 2019/20	
	# Of Projects	\$ Allocated Funds	# Of Projects	\$ Allocated Funds	# Of Projects	\$ Allocated Funds	# Of Projects	\$ Allocated Funds	# of Items	Funds Required:
O.D.C.V.I.	--	--	--	--	--	--	--	--	178	\$27,070,984
Twin Lakes SS	1	\$0	--	--	1	\$8,459	--	--	56	\$12,814,606
Total	2	\$15,683	0	\$0	1	\$8,459	0	\$0	234	\$39,885,590

Section K - Northeast Secondary Planning Review Area

Capital Renewal Summary – School Condition Improvement Funding:

In addition to renewal funding, the ministry allocates School Condition Improvement Funding to help with the increasing deferred renewal needs of school board infrastructure. To date the board has received \$16,145,972 in funding. Within this planning area \$1,650,185 has been allocated.

Capital Renewal Funding	Stage 1 SCI 2011-2012 Board Allocation: \$3,530,725		Stage 2 SCI 2012-2013 Board Allocation: \$3,558,955		Stage 3 SCI 2013-2014 Board Allocation: \$3,387,418		Stage 4 SCI 2014-2015 Board Allocation: \$5,668,874	
	# Of Projects	\$ Allocated Funds	# Of Projects	\$ Allocated Funds	# Of Projects	\$ Allocated Funds	# Of Projects	\$ Allocated Funds
O.D.C.V.I.	--	--	--	--	--	--	--	--
Twin Lakes SS	1	\$501,897	1	\$748,288	--	--	1	\$400,000
Total	1	\$501,897	1	\$748,288	0	\$0	1	\$400,000


Section K - Northeast Secondary Planning Review Area

Energy Consumption Reduction Plan Summary:

Funds for this initiative are used to gather data and provide energy reduction benchmarks that determine the most energy efficient reduction models to determine future projects.

The chart shows the current projects underway which will provide the energy reduction benchmark data.

Energy Consumption Reduction Plan

School Name	Energy Efficient Schools	Energy Conservation 2012 - 2013	Run It Right	Project	Budget	Funding Source	Status
OD/Park SS							
Twin Lakes SS				Lighting Retrofit	\$190,000	Energy Efficient Schools	Complete

Section K - Northeast Secondary Planning Review Area

Energy Conservation FIT

This table represents the schools currently with contracts under the FIT 2.0 program as well as those who have submitted applications under the FIT 3.0

School	FIT 2.0	FIT 3.0
	kW	Application
OD/Park SS		
Twin Lakes SS	200	50

EcoSchools

This table represents schools that have certified as an Ontario EcoSchools. Schools may be certified as bronze, silver or gold level.

2008/09	2009/10	2008/09	2009/10	2010/11	2011/12	2012/13	2013/14
							








Section K - Northeast Secondary Planning Review Area

School Accessibility Summary:

The Accessibility For Ontarians With Disabilities Act requires all public buildings within the province of Ontario to be fully accessible by 2025.

Funding has been used from annual renewal and capital projects. All new schools are constructed to meet the requirements of the Act.

The chart below indicates the accessibility status of the schools within the planning area.

<i>School Name</i>	<i>Site Accessible</i>	<i>School Accessible</i>	<i>Student Washrooms</i>	<i>Staff Washrooms</i>	<i>Special Needs Washroom</i>
OD/Park SS					
Twin Lakes SS					

 **Is Accessible**

The accessibility symbol indicating the school is accessible does not necessarily mean that the building is fully accessible to the AODA or the Ontario Building Code. This symbol indicates that at least one entrance and washroom is accessible.

Section K - Northeast Secondary Planning Review Area

Capital Funding Summary:

Capital funding provides the board with revenue to construct new schools and additions and renovations in existing schools. These projects are a result of capital priorities approved by the Board and subsequently approved by the Ministry. Funding from this source of revenue has provided the board the opportunity to construct new growth schools and additions, replace aging and failing buildings, and renovate existing schools.

Since 2007, the board has received funding approval totaling approximately \$300,658,082.

The chart below shows the new school construction, additions and renovations that have been undertaken as a result of this funding. This has resulted in improved learning environments for many students.

The chart below also shows approved projects and their status.

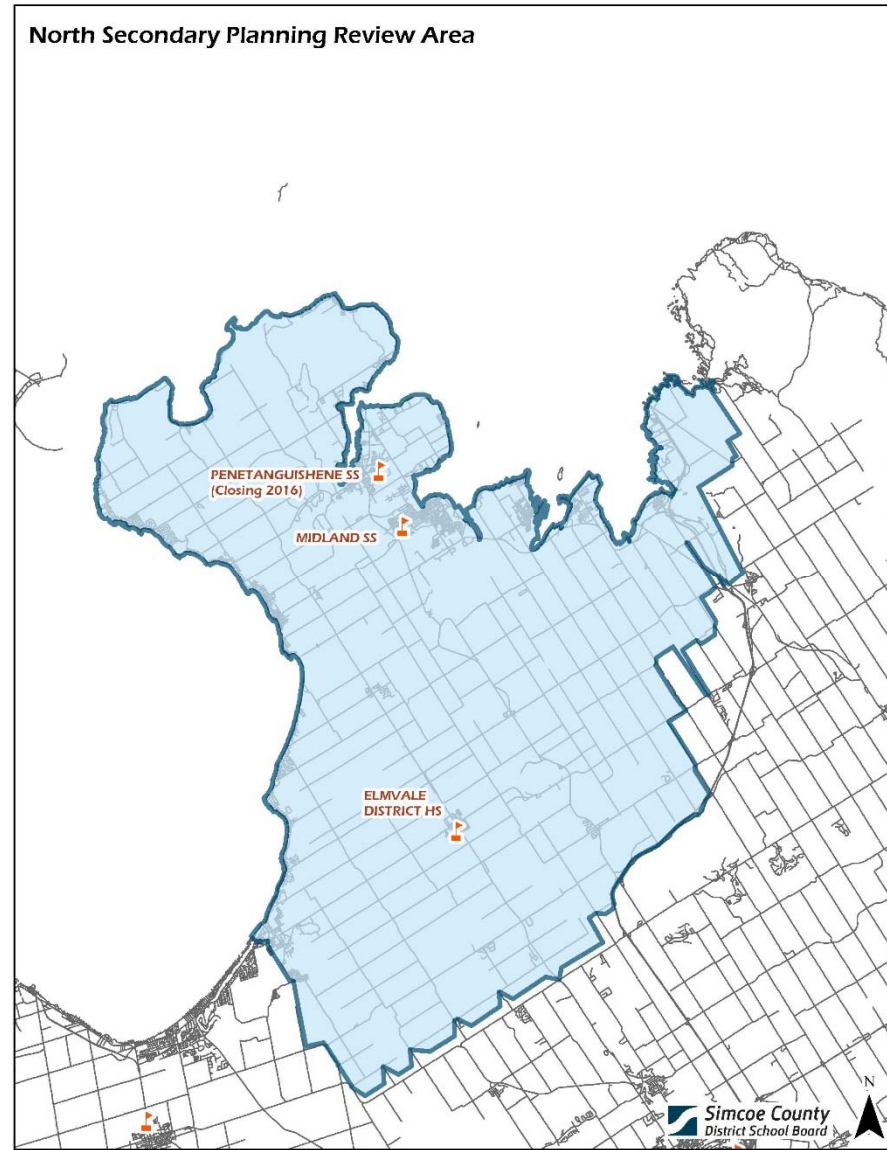
Capital Projects			
New Schools Funded			
Board Wide Allocation:		\$209,096,949	Planning Area Allocated:
			\$28,661,281
School Name	Proposed Opening Date	Allocated Funding	Status
New Orillia ss	2016/17	\$28,661,281	Under Construction
Additions/Renovations Funded			
Board Wide Allocation:		\$91,096,949	Planning Area Allocated:
			\$0
School Name	Proposed Opening Date	Allocated Funding	Status

Section K - North Secondary Planning Review Area

Enrolment Summary:

Within this review area enrolment is declining.

An ARC was completed in 2014 with the recommendation to consolidate Midland SS and Penetanguishene SS in 2016 on the Midland site. A Capital Priority has been approved by the ministry to build new North Simcoe ss on the Midland site.



Section K - North Secondary Planning Review Area

School Utilization Summary:

This chart indicates the school utilization for each school. There are a few portables used because enrolment and school capacity in some of the schools are not aligned.

Enrolment Projections to 2025														
Secondary Enrolment	OTG 14	2013	2014	2015	2016	2017	2018	2019	2020	2021	2022	2023	2024	2025
Elmvale DHS	357	428	392	413	428	431	449	447	451	447	428	432	425	429
Midland SS*	1401	583	596	611	978	972	991	974	996	1003	990	1039	1014	1029
Penetanguishene SS**	705	395	349	359										
Total	2463	1406	1337	1383	1406	1403	1440	1421	1447	1449	1418	1471	1438	1458
Pupils Over/Under Capacity		-1057	-1126	-1080	-352	-355	99	80	106	108	77	130	97	117

* Community Partner space deducted from OTG

** Capacity is amended in 2016 closing of Penetanguishene SS

*** Capacity is amended in 2018 closing of Midland SS and opening of new North Simcoe ss

Board Wide Secondary Enrolment: 16,143 Planning Area Enrolment: 1,337 % Utilization: 54%				
School Name	OTG 2014	# Of Pupils	% Utilization	# Of Portables
Elmvale DHS	357	392	110%	10
Midland SS	1401	596	43%	0
Penetanguishene SS	705	349	50%	0

Section K - North Secondary Planning Review Area

Program Space Summary:

The programs shown in this chart are county programs and continue to be distributed according to the needs of the student population.

As a result, changes to the location of these programs can occur as required.

September 2015

School Name	Autistic Spectrum Disorder	Life Skills	French	Gifted	Section 23
Elmvale DHS	--	--	--	--	--
Midland SS	--	Yes	--	Yes	Yes
Penetanguishene SS	--	--	Yes	--	--

Section K - North Secondary Planning Review Area

Early Learning and Childcare Summary:

This chart summarizes the current locations of young parent programs operating within the schools of the planning area.

Childcare Centre	
School Name	Young Parent Program
Elmvale DHS	--
Midland SS	Yes
Penetanguishene SS	--

Section K - North Secondary Planning Review Area

Holding Schools – Closed To Out Of Area Summary:

This chart summarizes the identified schools currently being used as holding schools for potential growth solutions. The students identified holding attendance area may be relocated as a result of the accommodation solutions.

The schools designated as closed to out of area students are the result of holding school status, new schools, and schools reaching septic capacity.

2015/2016 Holding Schools		2015/2016 Schools Closed to Out of Area Students	
Holding At:	Holding For:	School:	Reason for Closure
Elmvale DHS	--	--	--
Midland SS	--	--	--
Penetanguishene SS	--	--	--

Section K – North Secondary Planning Review Area

Capital Renewal Summary – Annual Renewal:

The board receives approximately \$7 million annually in renewal funding. Renewal is a planned investment program that ensures that facilities will function appropriately by repairing, maintaining and replacing individual building components to extend their life cycle and improve the overall remaining service life of the building. Within the planning area, the board has allocated \$480,386 with the five year renewal needs being an additional \$41,820,296.

Capital Renewal Funding	2011-2012 Annual Renewal Board Allocation: \$6,730,773 Surplus: \$471,882 TOTAL: \$7,202,655		2012-2013 Annual Renewal Board Allocation: \$7,133,218		2013-2014 Annual Renewal Board Allocation: \$7,049,598		2014-2015 Annual Renewal Board Allocation: \$7,238,838		5 Year Renewal Needs Fiscal 2015/16 to Fiscal 2019/20	
	# Of Projects	\$ Allocated Funds	# Of Projects	\$ Allocated Funds	# Of Projects	\$ Allocated Funds	# Of Projects	\$ Allocated Funds	# of Items	Funds Required:
Elmvale DHS	1	\$33,588	1	\$14,404	--	--	--	--	97	\$5,536,738
Midland SS	3	\$122,962	1	\$179,446	1	\$8,695	1	\$21,292	122	\$21,893,135
Penetanguishene SS	--	--	--	--	--	--	1	\$100,000	72	\$14,390,423
Total	3	\$156,549	1	\$193,850	1	\$8,695	2	\$121,292	291	41,820,296

Section K – North Secondary Planning Review Area

Capital Renewal Summary – School Condition Improvement Funding:

In addition to renewal funding, the ministry allocates School Condition Improvement Funding to help with the increasing deferred renewal needs of school board infrastructure. To date the board has received \$16,145,972 in funding. Within this planning area \$0 has been allocated.

Capital Renewal Funding	Stage 1 SCI 2011-2012 Board Allocation: \$3,530,725		Stage 2 SCI 2012-2013 Board Allocation: \$3,558,955		Stage 3 SCI 2013-2014 Board Allocation: \$3,387,418		Stage 4 SCI 2014-2015 Board Allocation: \$5,668,874	
	# Of Projects	\$ Allocated Funds	# Of Projects	\$ Allocated Funds	# Of Projects	\$ Allocated Funds	# Of Projects	\$ Allocated Funds
Elmvale DHS	--	--	--	--	--	--	--	--
Midland SS	--	--	--	--	--	--	--	--
Penetanguishene SS	--	--	--	--	--	--	--	--
Total	0	\$0	0	\$0	0	\$0	0	\$0



Section K - North Secondary Planning Review Area

Energy Consumption Reduction Plan Summary:

Funds for this initiative are used to gather data and provide energy reduction benchmarks that determine the most energy efficient reduction models to determine future projects.

The chart shows the current projects underway which will provide the energy reduction benchmark data.


Energy Consumption Reduction Plan

School Name	Energy Efficient Schools	Energy Conservation 2012 - 2013	Run It Right	Project	Budget	Funding Source	Status
Elmvale DHS							
Midland SS			Run It Right	BAS Upgrade Mechanical Upgrade	\$21,500 \$25,600	Energy Efficient Schools Energy Reserve Stabilization Fund	Complete Complete
Penetanguishene SS							

Section K - North Secondary Planning Review Area

Energy Conservation FIT

This table represents the schools currently with contracts under the FIT 2.0 program as well as those who have submitted applications under the FIT 3.0

	FIT 2.0	FIT 3.0
School	kW	Application
Elmvale DHS	100	
Midland SS		
Penetanguishene SS	250	

EcoSchools

This table represents schools that have certified as an Ontario EcoSchools. Schools may be certified as bronze, silver or gold level.

	2008/09	2009/10	2010/11	2011/12	2012/13	2013/14










Section K - North Secondary Planning Review Area

School Accessibility Summary:

The Accessibility For Ontarians With Disabilities Act requires all public buildings within the province of Ontario to be fully accessible by 2025.

Funding has been used from annual renewal and capital projects. All new schools are constructed to meet the requirements of the Act.

The chart below indicates the accessibility status of the schools within the planning area.

<i>School Name</i>	<i>Site Accessible</i>	<i>School Accessible</i>	<i>Student Washrooms</i>	<i>Staff Washrooms</i>	<i>Special Needs Washroom</i>
Elmvale DHS					
Midland SS					
Pentanguishene SS					



Is Accessible

The accessibility symbol indicating the school is accessible does not necessarily mean that the building is fully accessible to the AODA or the Ontario Building Code. This symbol indicates that at least one entrance and washroom is accessible.

Section K - North Secondary Planning Review Area

Capital Funding Summary:

Capital funding provides the board with revenue to construct new schools and additions and renovations in existing schools. These projects are a result of capital priorities approved by the Board and subsequently approved by the ministry. Funding from this source of revenue has provided the board the opportunity to construct new growth schools and additions, replace aging and failing buildings, and renovate existing schools.

Since 2007, the board has received funding approval totaling approximately \$300,658,082.

The chart below shows the new school construction, additions and renovations that have been undertaken as a result of this funding. This has resulted in improved learning environments for many students.

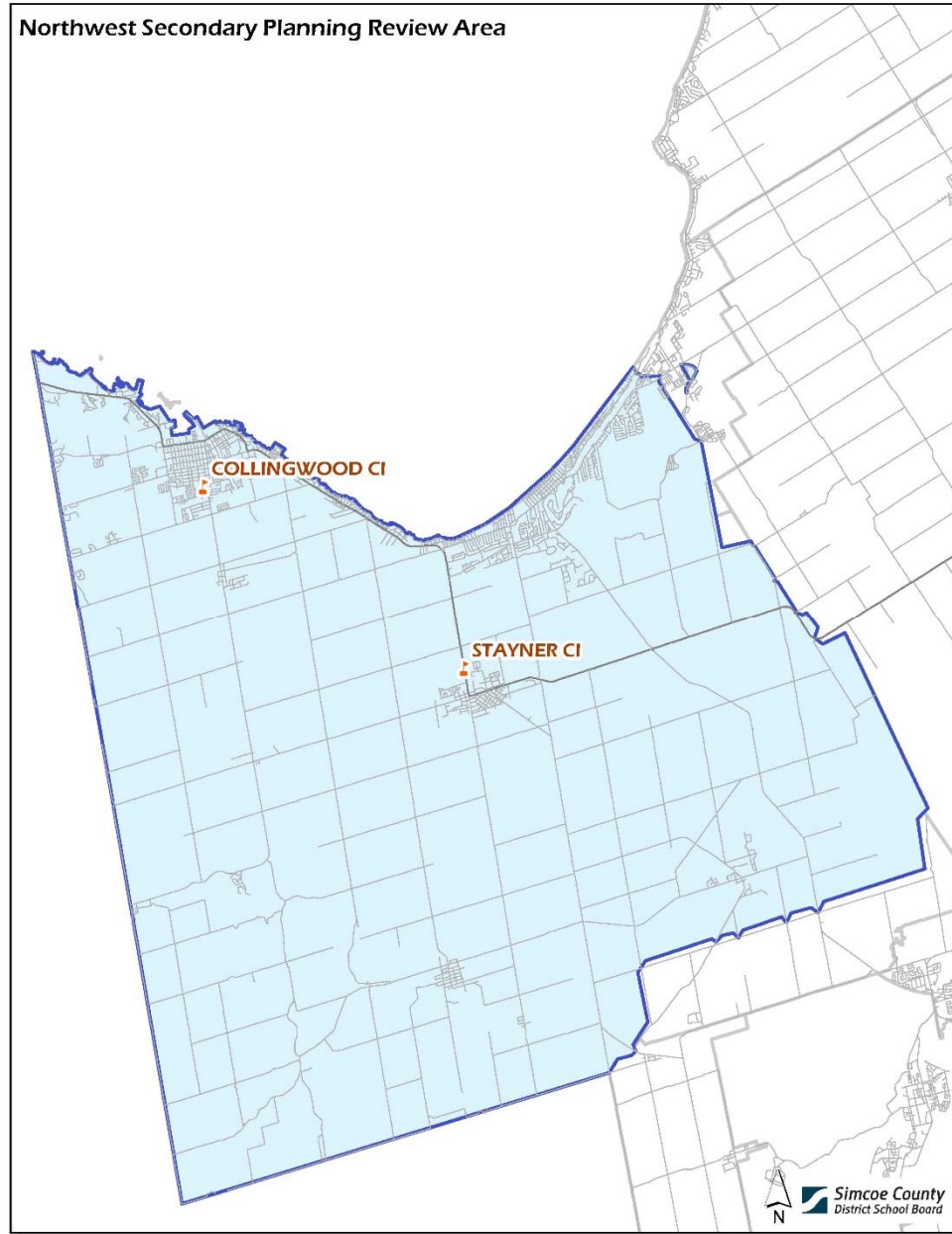
The chart below also shows approved projects and their status.

Capital Projects			
New Schools Funded			
Board Wide Allocation:	\$209,561,133	Planning Area Allocated:	\$27,400,000
School Name	Proposed Opening Date	Allocated Funding	Status
New North Simcoe ss	2018	\$27,400,000	Under Design
Additions/Renovations Funded			
Board Wide Allocation:	\$91,096,949	Planning Area Allocated:	\$0
School Name	Proposed Opening Date	Allocated Funding	Status

Section K - Northwest Secondary Planning Review Area

Enrolment Summary:

Within this review
enrolment is stable.



Section K - Northwest Secondary Planning Review Area

School Utilization Summary:

This chart indicates the school utilization for each school.

There are a few portables used because enrolment and school capacity in some of the schools are not aligned.

Enrolment Projections to 2025														
Secondary Enrolment	OTG 14	2013	2014	2015	2016	2017	2018	2019	2020	2021	2022	2023	2024	2025
Collingwood CI	1281	1264	1230	1275	1248	1281	1276	1280	1334	1272	1237	1239	1201	1182
Stayner CI	387	361	371	381	384	381	422	397	407	413	387	403	385	377
Total	1668	1625	1601	1656	1632	1662	1698	1677	1741	1685	1624	1642	1586	1559
Pupils Over/Under Capacity		-43	-67	-12	-36	-6	30	9	73	17	-44	-26	-82	-109

Board Wide Secondary Enrolment: 16,143		Planning Area Enrolment: 1,601		% Utilization: 94%	
School Name	OTG 2014	# Of Pupils	% Utilization	# Of Portables	
Collingwood CI	1281	1230	96%	0	
Stayner CI	420	371	88%	7	

Section K - Northwest Secondary Planning Review Area

Program Space Summary:

The programs shown in this chart are county programs and are distributed according to the needs of the students.

Changes to the location of these programs can occur as required.

September 2015

School Name	Autistic Spectrum Disorder	Life Skills	French	Gifted	Section 23
Collingwood CI	--	Yes	Yes	Yes	--
Stayner CI	--	Yes	--	--	--

Section K - Northwest Secondary Planning Review Area

Childcare Summary:

This chart summarizes the current locations of young parent programs operating within the schools of the planning area.

Childcare Centre	
School Name	Young Parent Program
Collingwood CI	--
Stayner CI	--

Section K - Northwest Secondary Planning Review Area

Holding Schools – Closed To Out Of Area Summary:

This chart summarizes schools identified as holding schools for potential growth solutions.

The schools designated as closed to out of area students are the result of holding school status, new schools, and schools reaching septic capacity.

2015/2016 Holding Schools		2015/2016 Schools Closed to Out of Area Students	
Holding At:	Holding For:	School:	Reason for Closure
Collingwood CI	--	--	--
Stayner CI	--	--	--

Section K – Northwest Secondary Planning Review Area

Capital Renewal Summary – Annual Renewal:

The board receives approximately \$7 million annually in renewal funding. Renewal is a planned investment program that ensures that facilities will function appropriately by repairing, maintaining and replacing individual building components to extend their life cycle and improve the overall remaining service life of the building. Within the planning area, the board has allocated \$2,273,208 with the five year renewal needs being an additional \$29,014,315.

Capital Renewal Funding	2011-2012 Annual Renewal Board Allocation: \$6,730,773 Surplus: \$471,882 TOTAL: \$7,202,655		2012-2013 Annual Renewal Board Allocation: \$7,133,218		2013-2014 Annual Renewal Board Allocation: \$7,049,598		2014-2015 Annual Renewal Board Allocation: \$7,238,838		5 Year Renewal Needs Fiscal 2015/16 to Fiscal 2019/20	
	# Of Projects	\$ Allocated Funds	# Of Projects	\$ Allocated Funds	# Of Projects	\$ Allocated Funds	# Of Projects	\$ Allocated Funds	# of Items	Funds Required:
Collingwood CI	4	\$860,025	1	\$31,093	1	\$80,668	1	\$2,000	121	\$19,982,071
Stayner CI	2	\$631,331	1	\$73,013	1	\$595,078	--	--	84	\$9,032,244
Total	6	\$1,491,355	2	\$104,106	2	\$675,746	1	\$2,000	205	\$29,014,315

Section K – Northwest Secondary Planning Review Area

Capital Renewal Summary – School Condition Improvement Funding:

In addition to renewal funding, the ministry allocates School Condition Improvement Funding to help with the increasing deferred renewal needs of school board infrastructure. To date the board has received \$16,145,972 in funding. Within this planning area \$2,009,576 has been allocated.

Capital Renewal Funding	Stage 1 SCI 2011-2012 Board Allocation: \$3,530,725		Stage 2 SCI 2012-2013 Board Allocation: \$3,558,955		Stage 3 SCI 2013-2014 Board Allocation: \$3,387,418		Stage 4 SCI 2014-2015 Board Allocation: \$5,668,874	
	# Of Projects	Allocated Funds	# Of Projects	\$ Allocated Funds	# Of Projects	\$ Allocated Funds	# Of Projects	\$ Allocated Funds
Collingwood CI	--	--	1	\$702,750	1	\$1,194,633	--	--
Stayner CI	1	\$112,194	--	--	--	--	--	--
Total	1	\$112,194	1	\$702,750	1	\$1,194,633	0	\$0



Section K - Northwest Secondary Planning Review Area

Energy Consumption Reduction Plan Summary:

Funds for this initiative are used to gather data and provide energy reduction benchmarks that determine the most energy efficient reduction models to determine future projects.

The chart shows the current projects underway which will provide the energy reduction benchmark data.

Energy Consumption Reduction Plan

School Name	Energy Efficient Schools	Energy Conservation 2012 - 2013	Run It Right	Project	Budget	Funding Source	Status
Collingwood CI			Run It Right	BAS Upgrade Lighting Retrofit Window Replacement Mechanical Upgrade	\$220,000 \$250,000 \$180,000 \$168,239	Energy Efficient Schools Energy Reserve Stabilization Fund	Complete
Stayner CI							

Section K - Northwest Secondary Planning Review Area

Energy Conservation FIT

This table represents the schools currently with contracts under the FIT 2.0 program as well as those who have submitted applications under the FIT 3.0

School	FIT 2.0	FIT 3.0
	kW	Application
Collingwood CI	325	
Stayner CI	135	

EcoSchools

This table represents schools that have certified as an Ontario EcoSchools. Schools may be certified as bronze, silver or gold level.

2008/09	2009/10	2010/11	2011/12	2012/13	2013/14











Section K - Northwest Secondary Planning Review Area

School Accessibility Summary:

The Accessibility For Ontarians With Disabilities Act requires all public buildings within the province of Ontario to be fully accessible by 2025.

Funding has been used from annual renewal and capital projects. All new schools are constructed to meet the requirements of the Act.

The chart below indicates the accessibility status of the schools within the planning area.

<i>School Name</i>	<i>Site Accessible</i>	<i>School Accessible</i>	<i>Student Washrooms</i>	<i>Staff Washrooms</i>	<i>Special Needs Washroom</i>
Collingwood CI					
Stayner CI					

 **Is Accessible**

The accessibility symbol indicating the school is accessible does not necessarily mean that the building is fully accessible to the AODA or the Ontario Building Code. This symbol indicates that at least one entrance and washroom is accessible.

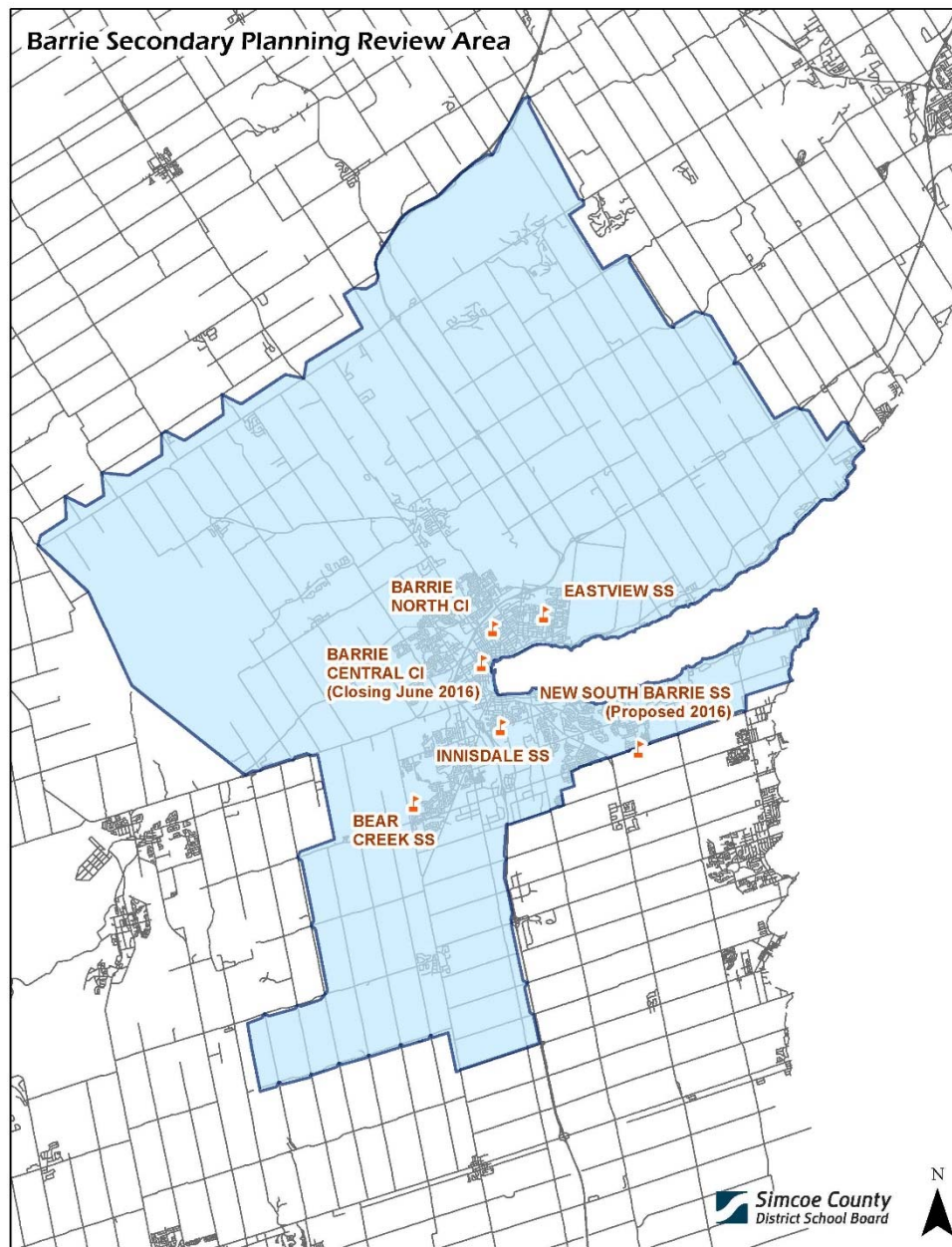
Section K - Barrie Secondary Planning Review Area

Enrolment Summary:

Within this review area enrolment decreases over the middle term and increases over the long term. Growth is directed to the southeast portion of Barrie, as the annexed lands begin to develop. A growth secondary school has been approved as a Capital Priority.

Nottawasaga Pines SS opened in 2011, alleviating enrolment pressures at Bear Creek SS and Banting Memorial DHS.

An ARC has been completed for the Barrie schools with the recommendation to close Barrie Central CI in 2016. An AAR is currently underway for the redistribution of pupils as well as establishing a new attendance area for the new South Barrie ss.



Section K - Barrie Secondary Planning Review Area

School Utilization Summary:

This chart indicates the school utilization for each school. There are a few portables used because enrolment and school capacity in some of the schools are not aligned.

Enrolment Projections to 2025														
Secondary Enrolment	OTG 14	2013	2014	2015	2016	2017	2018	2019	2020	2021	2022	2023	2024	2024
Barrie Central CI*	1104	771	703	652	598	587	570	565	580	594	619	657	655	654
Barrie North SS	1101	1054	941	958	946	964	971	970	977	942	1011	1015	1022	1056
Bear Creek SS	1407	1478	1441	1468	1491	1493	1599	1608	1712	1744	1718	1754	1776	1712
Eastview SS	1248	1440	1401	1373	1370	1318	1333	1291	1278	1297	1318	1355	1323	1288
Innisdale SS	1122	1614	1545	1603	1623	1681	1746	1784	1802	1868	1928	1975	1958	1972
South Barrie ss**	1005													
Total	5982	6357	6031	6054	6028	6043	6219	6219	6349	6445	6595	6757	6736	6682
Pupils Over/Under Capacity		375	49	72	145	-71	105	105	235	331	481	643	622	568

* Capacity is amended in 2016 closing Barrie Central

** Capacity added in 2016 for new Barrie South ss, boundary review currently underway

*** Capacity amended to Barrie North 2017

Board Wide Secondary Enrolment: 16,143 Planning Area Enrolment: 6,031 % Utilization: 100%				
School Name	OTG 2014	# Of Pupils	% Utilization	# Of Portables
Barrie Central CI	1104	703	64%	0
Barrie North SS	1146	941	82%	6
Bear Creek SS	1407	1441	102%	6
Eastview SS	1248	1401	112%	6
Innisdale SS	1122	1545	138%	19

Section K - Barrie Secondary Planning Review Area

Program Space Summary:

The programs shown in this chart are county programs and are distributed according to the needs of the students.

Changes to the location of these programs can occur as required.

September 2015

School Name	Autistic Spectrum Disorder	Life Skills	French	Gifted	Section 23
Barrie Central CI	Yes	Yes	Yes	--	Yes
Barrie North SS	Yes	Yes	--	Yes	--
Bear Creek SS	--	Yes	--	--	--
Eastview SS	--	Yes	Yes	--	--
Innisdale SS	Yes	Yes	--	Yes	--

Section K - Barrie Secondary Planning Review Area

Childcare Summary:

This chart summarizes the current locations of the young parent programs operating within the schools of the planning area.

Childcare Centre	
School Name	Young Parent Program
Barrie Central CI	--
Barrie North SS	--
Bear Creek SS	--
Eastview SS	--
Innisdale SS	--

Section K - Barrie Secondary Planning Review Area

Holding Schools – Closed To Out Of Area Summary:

This chart summarizes schools identified as holding schools for potential growth solutions.

The schools designated as closed to out of area students are the result of holding school status, new schools, and schools reaching septic capacity.

2015/2016 Holding Schools		2015/2016 Schools Closed to Out of Area Students	
Holding At:	Holding For:	School:	Reason for Closure
Barrie Central CI	--	--	--
Barrie North SS	--	--	--
Bear Creek SS	--	--	--
Eastview SS	--	--	--
Innisdale SS	--	--	--

Section K – Barrie Secondary Planning Review Area

Capital Renewal Summary – Annual Renewal:

The board receives approximately \$7 million annually in renewal funding. Renewal is a planned investment program that ensures that facilities will function appropriately by repairing, maintaining and replacing individual building components to extend their life cycle and improve the overall remaining service life of the building. Within the planning area, the board has allocated \$4,350,929 with the five year renewal needs being an additional \$83,880,300.

Capital Renewal Funding	2011-2012 Annual Renewal Board Allocation: \$6,730,773 Surplus: \$471,882 TOTAL: \$7,202,655		2012-2013 Annual Renewal Board Allocation: \$7,133,218		2013-2014 Annual Renewal Board Allocation: \$7,049,598		2014-2015 Annual Renewal Board Allocation: \$7,238,838		5 Year Renewal Needs Fiscal 2015/16 to Fiscal 2019/20	
	# Of Projects	\$ Allocated Funds	# Of Projects	\$ Allocated Funds	# Of Projects	\$ Allocated Funds	# Of Projects	\$ Allocated Funds	# of Items	Funds Required:
Barrie Central CI	1	\$86,242	1	\$836	1	\$9,194	--	--	134	\$30,559,876
Barrie North CI	2	\$827,114	1	\$400,000	1	\$12,000	1	\$260,000	112	\$22,578,126
Bear Creek SS	--	--	--	--	--	--	--	--	23	\$2,558,979
Eastview SS	2	\$34,131	--	--	1	\$1,331,863	--	--	74	\$13,575,035
Innisdale SS	1	\$13,130	1	\$1,161,420	1	\$200,000	1	\$15,000	99	\$14,608,284
Total	6	\$960,617	3	\$1,562,255	4	\$1,553,057	2	\$275,000	442	\$83,880,300

Section K – Barrie Secondary Planning Review Area

Capital Renewal Summary – School Condition Improvement Funding:

In addition to renewal funding, the ministry allocates School Condition Improvement Funding to help with the increasing deferred renewal needs of school board infrastructure. To date the board has received \$16,145,972 in funding. Within this planning area \$2,829,666 has been allocated.

Capital Renewal Funding	Stage 1 SCI 2011-2012 Board Allocation: \$3,530,725		Stage 2 SCI 2012-2013 Board Allocation: \$3,558,955		Stage 3 SCI 2013-2014 Board Allocation: \$3,387,418		Stage 4 SCI 2014-2015 Board Allocation: \$5,668,874	
	# Of Projects	\$ Allocated Funds	# Of Projects	\$ Allocated Funds	# Of Projects	\$ Allocated Funds	# Of Projects	\$ Allocated Funds
Barrie Central CI	--	--	--	--	--	--	--	--
Barrie North CI	--	--	1	\$539,666	1	\$930,000	--	--
Bear Creek SS	--	--	--	--	--	--	1	\$400,000
Eastview SS	--	--	--	--	--	--	1	\$460,000
Innisdale SS	--	--	--	--	--	--	1	\$500,000
Total	0	\$0	1	\$539,666	1	\$930,000	3	\$1,360,000







Section K - Barrie Secondary Planning Review Area

Energy Consumption Reduction Plan Summary:

Funds for this initiative are used to gather data and provide energy reduction benchmarks that determine the most energy efficient reduction models to determine future projects.

The chart shows the current projects underway which will provide the energy reduction benchmark data.





Energy Consumption Reduction Plan

School Name	Energy Efficient Schools	Energy Conservation 2012 - 2013	Run It Right	Project	Budget	Funding Source	Status
Barrie Central CI							
Barrie North SS			Run It Right	Window Replacement BAS Set up	\$170,000 \$100,000	Energy Efficient Schools Energy Reserve Stabilization Fund	Complete
Bear Creek SS			Run It Right	Lighting Retrofit BAS Upgrade Mechanical Upgrade	\$330,000 \$105,000 \$18,000	Energy Efficient Schools Energy Reserve Stabilization Fund	Complete Complete
Eastview SS			Run It Right	Lighting Replacement	\$320,000	Energy Efficient Schools	Complete
Innisdale SS			Run It Right	Lighting Retrofit Mechanical Upgrade	\$320,000 \$108,600	Energy Efficient Schools Energy Stabilization Fund	Complete

Section K - Barrie Secondary Planning Review Area

Energy Conservation FIT

This table represents the schools currently with contracts under the FIT 2.0 program as well as those who have submitted applications under the FIT 3.0

School	FIT 2.0	FIT 3.0
	kW	Application
Barrie Central CI		
Barrie North SS		
Bear Creek SS		
Eastview SS		
Innisdale SS		

EcoSchools

This table represents schools that have certified as an Ontario EcoSchools. Schools may be certified as bronze, silver or gold level.

2008/09	2009/10	2010/11	2011/12	2012/13	2013/14
















Section K - Barrie Secondary Planning Review Area

School Accessibility Summary:

The Accessibility For Ontarians With Disabilities Act requires all public buildings within the province of Ontario to be fully accessible by 2025.

Funding has been used from annual renewal and capital projects. All new schools are constructed to meet the requirements of the Act.

The chart below indicates the accessibility status of the schools within the planning area.

<i>School Name</i>	<i>Site Accessible</i>	<i>School Accessible</i>	<i>Student Washrooms</i>	<i>Staff Washrooms</i>	<i>Special Needs Washroom</i>
Barrie Central CI (CLOSING)					
Barrie North SS					
Bear Creek SS					
Eastview SS					
Innisdale SS					



Is Accessible

The accessibility symbol indicating the school is accessible does not necessarily mean that the building is fully accessible to the AODA or the Ontario Building Code. This symbol indicates that at least one entrance and washroom is accessible.

Section K - Barrie Secondary Planning Review Area

Capital Funding Summary:

Capital funding provides the board with revenue to construct new schools and additions and renovations in existing schools. These projects are a result of capital priorities approved by the Board and subsequently approved by the ministry. Funding from this source of revenue has provided the board the opportunity to construct new growth schools and additions, replace aging and failing buildings, and renovate existing schools.

Since 2007, the board has received funding approval totaling approximately \$300,658,082.

The chart below shows the new school construction, additions and renovations that have been undertaken as a result of this funding. This has resulted in improved learning environments for many students.

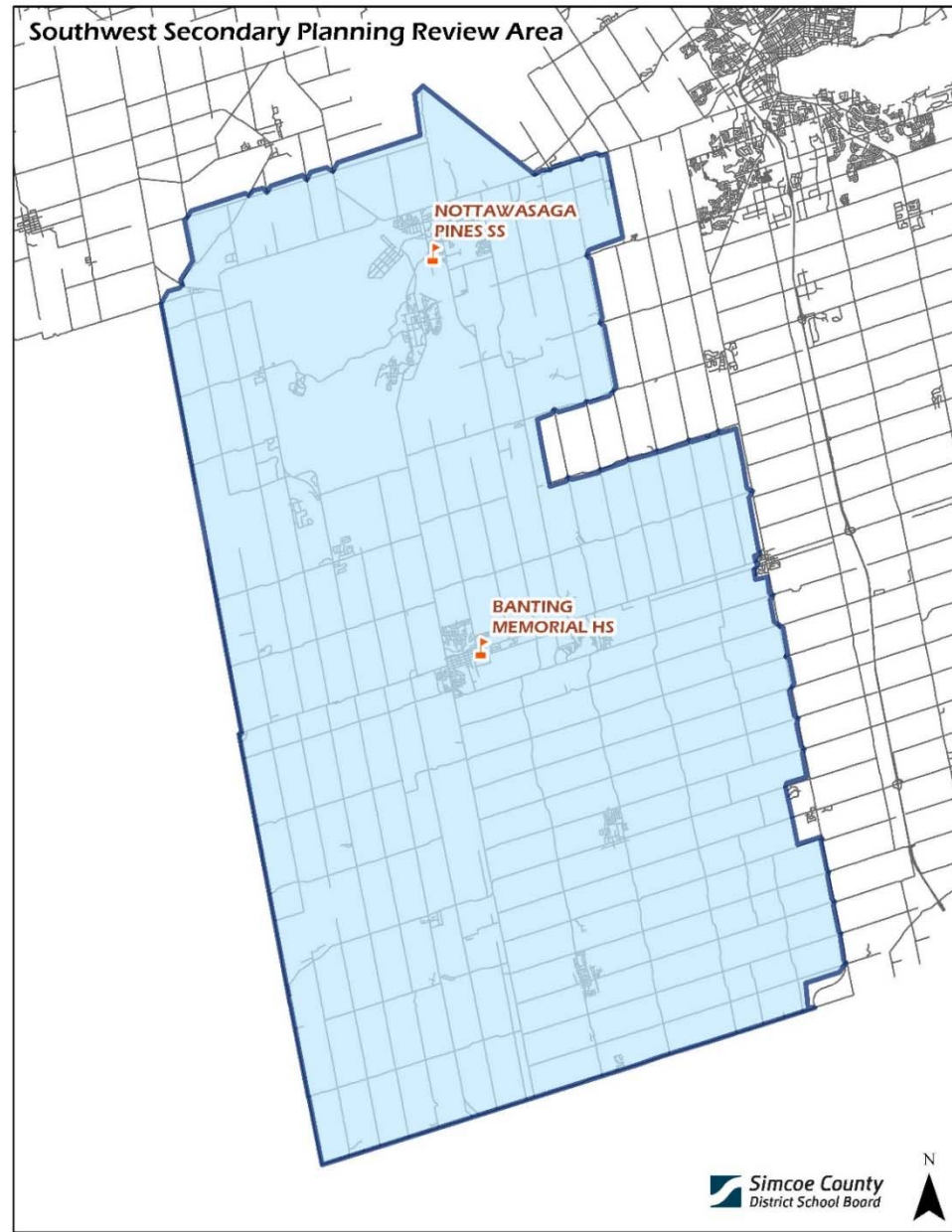
The chart below also shows approved projects and their status.

Capital Projects			
New Schools Funded			
Board Wide Allocation:	\$209,561,133	Planning Area Allocated:	\$25,991,400
School Name	Proposed Opening Date	Allocated Funding	Status
South Barrie ss	2016	\$25,991,400	Under Design
Additions/Renovations Funded			
Board Wide Allocation:	\$91,096,949	Planning Area Allocated:	\$14,388,494
School Name	Proposed Opening Date	Allocated Funding	Status
Bear Creek SS	2010	\$8,288,494	Complete
Barrie North CI	2017	\$6,100,000	Under Design

Section K - Southwest Secondary Planning Review Area

Enrolment Summary:

Within this review area the overall enrolment is stable. Accommodation pressures have been reduced with the opening of Nottawasaga Pines SS.



Section K - Southwest Secondary Planning Review Area

School Utilization Summary:

This chart indicates the school utilization for each school. There are a few portables used because enrolment and school capacity in some of the schools are not aligned.

Enrolment Projections to 2025														
Secondary Enrolment	OTG 14	2013	2014	2015	2016	2017	2018	2019	2020	2021	2022	2023	2024	2025
Banting Memorial HS	1491	1612	1536	1497	1360	1271	1252	1254	1270	1289	1262	1247	1248	1237
Nottawasaga Pines SS	906	684	718	716	759	790	814	844	810	837	893	891	918	902
Total	2397	2296	2254	2214	2118	2060	2065	2097	2080	2126	2154	2138	2166	2139
Pupils Over/Under Capacity		-101	-143	-183	-279	-337	-332	-300	-317	-271	-243	-259	-231	-258

Board Wide Secondary Enrolment: 16,143		Planning Area Enrolment: 2,254		% Utilization :94%
School Name	OTG 2014	# Of Pupils	% Utilization	# Of Portables
Banting Memorial SS	1491	1536	103%	6
Nottawasaga Pines SS	906	718	79%	0

Section K - Southwest Secondary Planning Review Area

Program Space Summary:

The programs shown in this chart are county programs and continue to be distributed according to the needs of the student population.

As a result, changes to the location of these programs can occur as required.

School Name	Autistic Spectrum Disorder	Life Skills	French	Gifted	Section 23
Banting Memorial SS	--	Yes	Yes	Yes	--
Nottawasaga Pines SS	--	Yes	--	--	--

Section K - Southwest Secondary Planning Review Area

Childcare Summary:

This chart summarizes the current locations of the young parent programs operating within the schools of the planning area.

Childcare Centre	
School Name	Young Parent Program
Banting Memorial SS	--
Nottawasaga Pines SS	--

Section K - Southwest Secondary Planning Review Area

Holding Schools – Closed To Out Of Area Summary:

This chart summarizes schools identified as holding schools for potential growth solutions.

The schools designated as closed to out of area students are the result of holding school status, new schools, and schools reaching septic capacity.

2015/2016 Holding Schools		2015/2016 Schools Closed to Out of Area Students	
Holding At:	Holding For:	School:	Reason for Closure
Banting Memorial SS	--	--	--
Nottawasaga Pines SS	--	--	--

Section K – Southwest Secondary Planning Review Area

Capital Renewal Summary – Annual Renewal:

The board receives approximately \$7 million annually in renewal funding. Renewal is a planned investment program that ensures that facilities will function appropriately by repairing, maintaining and replacing individual building components to extend their life cycle and improve the overall remaining service life of the building. Within the planning area, the board has allocated \$1,013,458 with the five year renewal needs being an additional \$26,587,229.

Capital Renewal Funding	2011-2012 Annual Renewal Board Allocation: \$6,730,773 Surplus: \$471,882 TOTAL: \$7,202,655		2012-2013 Annual Renewal Board Allocation: \$7,133,218		2013-2014 Annual Renewal Board Allocation: \$7,049,598		2014-2015 Annual Renewal Board Allocation: \$7,238,838		5 Year Renewal Needs Fiscal 2015/16 to Fiscal 2019/20	
	# Of Projects	\$ Allocated Funds	# Of Projects	\$ Allocated Funds	# Of Projects	\$ Allocated Funds	# Of Projects	\$ Allocated Funds	# of Items	Funds Required:
Banting Memorial HS	2	\$119,918	1	\$439,980	1	\$428,560	1	\$25,000	193	\$26,587,229
Nottawasaga Pines SS	--	--	--	--	--	--	--	--	0	\$0
Total	2	\$119,918	1	\$439,980	1	\$428,560	1	\$25,000	193	\$26,587,229

Section K – Southwest Secondary Planning Review Area

Capital Renewal Summary – School Condition Improvement Funding:

In addition to renewal funding, the ministry allocates School Condition Improvement Funding to help with the increasing deferred renewal needs of school board infrastructure. To date the board has received \$16,145,972 in funding. Within this planning area \$1,573,247 has been allocated.


Capital Renewal Funding	Stage 1 SCI 2011-2012 Board Allocation: \$3,530,725		Stage 2 SCI 2012-2013 Board Allocation: \$3,558,955		Stage 3 SCI 2013-2014 Board Allocation: \$3,387,418		Stage 4 SCI 2014-2015 Board Allocation: \$5,668,874	
	# Of Projects	Allocated Funds	# Of Projects	Allocated Funds	# Of Projects	Allocated Funds	# Of Projects	Allocated Funds
Banting Memorial HS	--	--	1	\$1,193,247	--	--	1	\$380,000
Nottawasaga Pines SS	--	--	--	--	--	--	--	--
Total	0	\$0	1	\$1,193,247	0	\$0	1	\$380,000

Section K - Southwest Secondary Planning Review Area

Energy Consumption Reduction Plan Summary:

Funds for this initiative are used to gather data and provide energy reduction benchmarks that determine the most energy efficient reduction models to determine future projects.

The chart shows the current projects underway which will provide the energy reduction benchmark data.

School Name	Energy Efficient Schools	Energy Conservation 2012 - 2013	Run It Right	Project	Budget	Funding Source	Funding
Banting Memorial SS			Run It Right	BAS Set up	\$169,000	Energy Stabilization Fund	Complete
Nottawasaga Pines SS				Ground Source Heating & Cooling Solar Hot Water and Photovoltaic	\$1,380,000	Renewable Energy Funding	Complete

Section K - Southwest Secondary Planning Review Area

Energy Conservation FIT

This table represents the schools currently with contracts under the FIT 2.0 program as well as those who have submitted applications under the FIT 3.0

	FIT 2.0	FIT 3.0
School	kW	Application
Banting Memorial SS		
Nottawasaga Pines SS		50 kW

EcoSchools

This table represents schools that have certified as an Ontario EcoSchools. Schools may be certified as bronze, silver or gold level.

	2008/09	2009/10	2010/11	2011/12	2012/13	2013/14
Banting Memorial SS						
Nottawasaga Pines SS						








Section K - Southwest Secondary Planning Review Area

School Accessibility Summary:

The Accessibility For Ontarians With Disabilities Act requires all public buildings within the province of Ontario to be fully accessible by 2025.

Funding has been used from annual renewal and capital projects. All new schools are constructed to meet the requirements of the Act.

The chart below indicates the accessibility status of the schools within the planning area.

<i>School Name</i>	<i>Site Accessible</i>	<i>School Accessible</i>	<i>Student Washrooms</i>	<i>Staff Washrooms</i>	<i>Special Needs Washroom</i>
Banting Memorial SS					
Nottawasaga Pines SS					



Is Accessible

The accessibility symbol indicating the school is accessible does not necessarily mean that the building is fully accessible to the AODA or the Ontario Building Code. This symbol indicates that at least one entrance and washroom is accessible.

Section K - Southwest Secondary Planning Review Area

Capital Funding Summary:

Capital funding provides the board with revenue to construct new schools and additions and renovations in existing schools. These projects are a result of capital priorities approved by the Board and subsequently approved by the ministry. Funding from this source of revenue has provided the board the opportunity to construct new growth schools and additions, replace aging and failing buildings, and renovate existing schools.

Since 2007, the board has received funding approval totaling approximately \$300,658,082.

The chart below shows the new school construction, additions and renovations that have been undertaken as a result of this funding. This has resulted in improved learning environments for many students.

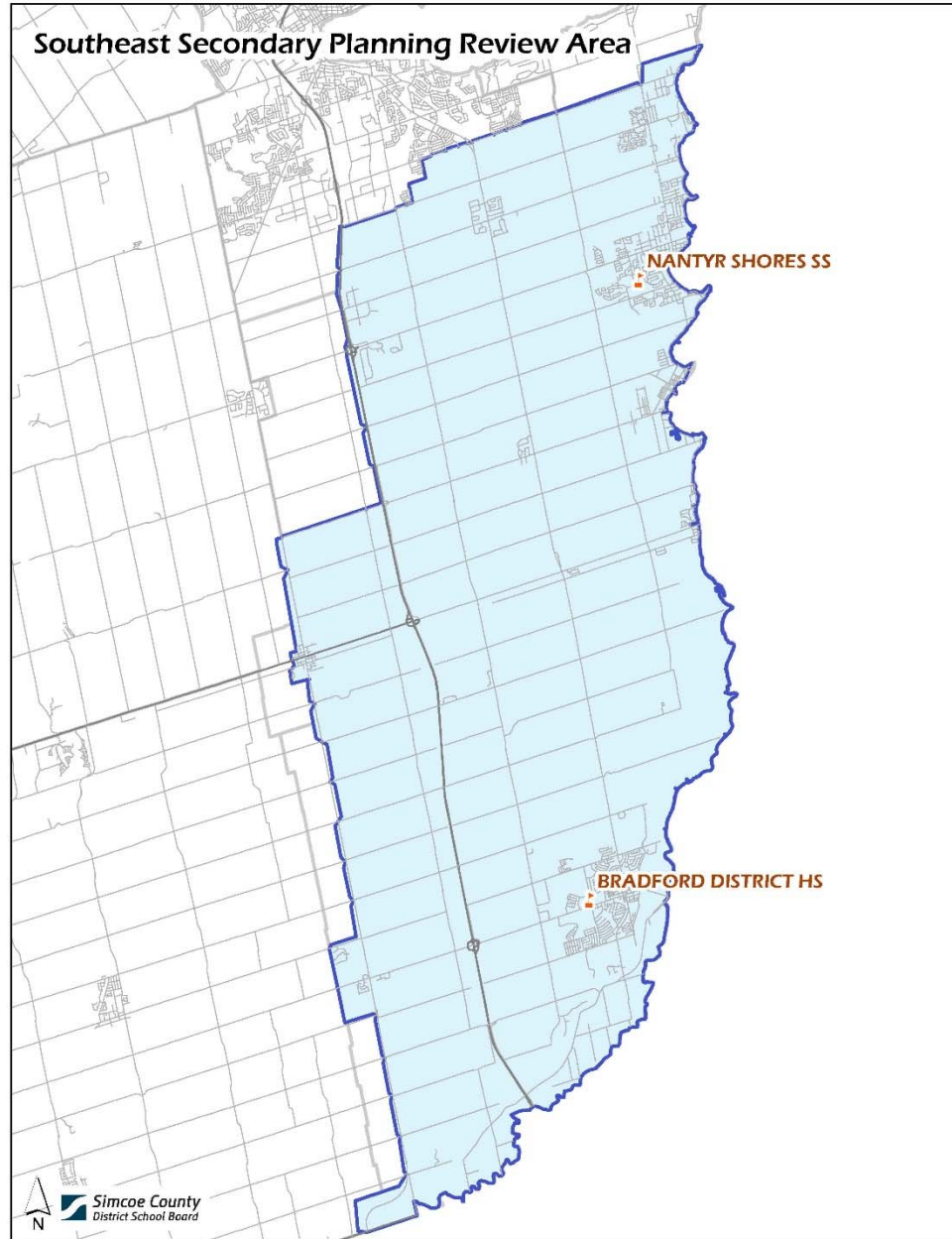
The chart below also shows approved projects and their status.

Capital Projects			
New Schools Funded			
Board Wide Allocation:	\$209,561,133	Planning Area Allocated:	\$25,253,334
School Name	Proposed Opening Date	Allocated Funding	Status
Nottawasaga Pines SS	2011	\$25,253,334	Complete
Additions/Renovations Funded			
Board Wide Allocation:	\$84,996,949	Planning Area Allocated:	\$0
School Name	Proposed Opening Date	Allocated Funding	Status

Section K - Southeast Secondary Planning Review Area

Enrolment Summary:

Within this review area enrolment is stable.



Section K - Southeast Secondary Planning Review Area

School Utilization Summary:

This chart indicates the school utilization for each school. There are a few portables used because enrolment and school capacity in the schools are aligned.

Enrolment Projections to 2025														
Secondary Enrolment	OTG 14	2013	2014	2015	2016	2017	2018	2019	2020	2021	2022	2023	2024	2025
Bradford District HS	1113	1005	1042	1095	1106	1166	1198	1222	1325	1355	1414	1473	1560	1689
Nantyr Shores SS	1152	1174	1140	1124	1130	1124	1152	1195	1214	1245	1247	1249	1267	1253
Total	2265	2179	2182	2219	2236	2290	2350	2417	2539	2601	2661	2722	2827	2942
Pupils Over/Under Capacity		-86	-83	-46	-29	25	85	152	274	336	396	457	562	677

Board Wide Secondary Enrolment: 16,143		Planning Area Enrolment: 2,182		% Utilization: 96%
School Name	OTG 2014	# Of Pupils	% Utilization	# Of Portables
Bradford DHS	1113	1042	94%	0
Nantyr Shores SS	1152	1140	99%	3

Section K - Southeast Secondary Planning Review Area

Program Space Summary:

The programs shown in this chart are county programs and continue to be distributed according to the needs of the student population.

As a result, changes to the location of these programs can occur as required.

School Name	Autistic Spectrum Disorder	Life Skills	French	Gifted	Section 23
Bradford DHS		Yes	Yes	--	Yes
Nantyr Shores SS		Yes	Yes	--	--

Section K - Southeast Secondary Planning Review Area

Childcare Summary:

This chart summarizes the current locations of the young parent programs operating within the schools of the planning area.

Childcare Centre	
School Name	Young Parent Program
Bradford DHS	--
Nantyr Shores SS	--

Section K - Southeast Secondary Planning Review Area

Holding Schools – Closed To Out Of Area Summary:

This chart summarizes schools identified as holding schools for potential growth solutions.

The schools designated as closed to out of area students are the result of holding school status, new schools, and schools reaching septic capacity.

2015/2016 Holding Schools		2015/2016 Schools Closed to Out of Area Students	
Holding At:	Holding For:	School:	Reason for Closure
Bradford DHS	--	--	--
Nantyr Shores SS	--	--	--

Section K – Southeast Secondary Planning Review Area

Capital Renewal Summary – Annual Renewal:

The board receives approximately \$7 million annually in renewal funding. Renewal is a planned investment program that ensures that facilities will function appropriately by repairing, maintaining and replacing individual building components to extend their life cycle and improve the overall remaining service life of the building. Within the planning area, the board has allocated \$2,553,999 with the five year renewal needs being an additional \$16,302,224.

Capital Renewal Funding	2011-2012 Annual Renewal Board Allocation: \$6,730,773 Surplus: \$471,882 TOTAL: \$7,202,655		2012-2013 Annual Renewal Board Allocation: \$7,133,218		2013-2014 Annual Renewal Board Allocation: \$7,049,598		2014-2015 Annual Renewal Board Allocation: \$7,238,838		5 Year Renewal Needs Fiscal 2015/16 to Fiscal 2019/20	
	# Of Projects	\$ Allocated Funds	# Of Projects	\$ Allocated Funds	# Of Projects	\$ Allocated Funds	# Of Projects	\$ Allocated Funds	# of Items	Funds Required:
Nantyr Shores SS	--	--	1	\$101,491	--	--	1	\$7,000	18	\$2,465,411
Bradford District HS	2	\$1,074,494	1	\$921,369	1	\$449,645	--	--	117	\$13,836,813
Total	2	\$1,074,494	2	\$1,022,860	1	\$449,645	1	\$7,000	135	\$16,302,224

Section K – Southeast Secondary Planning Review Area

Capital Renewal Summary – School Condition Improvement Funding:

In addition to renewal funding, the ministry allocates School Condition Improvement Funding to help with the increasing deferred renewal needs of school board infrastructure. To date the board has received \$16,145,972 in funding. Within this planning area \$1,243,090 has been allocated.

Capital Renewal Funding	Stage 1 SCI 2011-2012 Board Allocation: \$3,530,725		Stage 2 SCI 2012-2013 Board Allocation: \$3,558,955		Stage 3 SCI 2013-2014 Board Allocation: \$3,387,418		Stage 4 SCI 2014-2015 Board Allocation: \$5,668,874	
	# Of Projects	\$ Allocated Funds	# Of Projects	\$ Allocated Funds	# Of Projects	\$ Allocated Funds	# Of Projects	\$ Allocated Funds
Nantyr Shores SS	--	--	--	--	--	--	1	\$350,000
Bradford District HS	--	--	--	--	1	\$893,090	--	--
Total	0	\$0	0	\$0	1	\$893,090	1	\$350,000

Section K - Southeast Secondary Planning Review Area

Energy Consumption Reduction Plan Summary:

Funds for this initiative are used to gather data and provide energy reduction benchmarks that determine the most energy efficient reduction models to determine future projects.

The chart shows the current projects underway which will provide the energy reduction benchmark data.


Energy Consumption Reduction Plan

School Name	Energy Efficient Schools	Energy Conservation 2012 - 2013	Run It Right	Project	Budget	Funding Source	Status
Bradford DHS				BAS Replacement Lighting Retrofit	\$350,000 \$120,000	Energy Efficient Schools	Complete Complete
Nantyr Shores SS			Run It Right	Lighting Retrofit BAS Upgrade Mechanical Upgrade Mechanical Retrofit	\$225,000 \$175,000 \$300,000 \$179,000	Energy Efficient Schools Energy Reserve Stabilization Fund	Complete Complete

Section K - Southeast Secondary Planning Review Area






Energy Conservation FIT

This table represents the schools currently with contracts under the FIT 2.0 program as well as those who have submitted applications under the FIT 3.0

School	FIT 2.0 kW	FIT 3.0 Application
Bradford DHS		
Nantyr Shores SS	250	

EcoSchools

This table represents schools that have certified as an Ontario EcoSchools. Schools may be certified as bronze, silver or gold level.

2008/09	2009/10	2010/11	2011/12	2012/13	2013/14
					
					











Section K - Southeast Secondary Planning Review Area

School Accessibility Summary:

The Accessibility For Ontarians With Disabilities Act requires all public buildings within the province of Ontario to be fully accessible by 2025.

Funding has been used from annual renewal and capital projects. All new schools are constructed to meet the requirements of the Act.

The chart below indicates the accessibility status of the schools within the planning area.

<i>School Name</i>	<i>Site Accessible</i>	<i>School Accessible</i>	<i>Student Washrooms</i>	<i>Staff Washrooms</i>	<i>Special Needs Washroom</i>
Bradford DHS					
Nantyr Shores SS					

 **Is Accessible**

The accessibility symbol indicating the school is accessible does not necessarily mean that the building is fully accessible to the AODA or the Ontario Building Code. This symbol indicates that at least one entrance and washroom is accessible.

Section K - Southeast Secondary Planning Review Area

Capital Funding Summary:

Capital funding provides the board with revenue to construct new schools and additions and renovations in existing schools. These projects are a result of capital priorities approved by the Board and subsequently approved by the ministry. Funding from this source of revenue has provided the board the opportunity to construct new growth schools and additions, replace aging and failing buildings, and renovate existing schools.

Since 2007, the board has received funding approval totaling approximately \$300,658,082.

The chart below shows the new school construction, additions and renovations that have been undertaken as a result of this funding. This has resulted in improved learning environments for many students.

The chart below also shows approved projects and their status.

Capital Projects			
New Schools Funded			
Board Wide Allocation:		\$209,561,133	Planning Area Allocated:
			\$0
School Name	Proposed Opening Date	Allocated Funding	Status
Additions/Renovations Funded			
Board Wide Allocation:		\$91,096,949	Planning Area Allocated:
			\$5,392,834
School Name	Proposed Opening Date	Allocated Funding	Status
Bradford DHS	2008	\$5,392,834	Complete

TO: The Chairperson and Members of the
Business and Facilities Standing Committee

FROM: Superintendent of Education

SUBJECT: **NAMING OF THE NEW ORILLIA SECONDARY SCHOOL**

1. Background

The principal designate of the new Orillia secondary school in the city of Orillia established an ad hoc committee as per Policy 4440 to recommend to the Simcoe County District School Board (SCDSB) a school name for consideration and Board decision. These meetings were held; January 26 and February 12, 2015.

2. Committee

The ad hoc naming committee members were as follows:

Peter Beacock (Chair of the Board and Trustee Oro-Medonte/Springwater Township, SCDSB)

Jodi Lloyd (Trustee City of Orillia and Ramara Township, SCDSB)

Paul Sloan (Superintendent of Education)

Jim Sammon (Principal Designate)

Kauser Khan (student of OD/Park Street Secondary School)

Liam Wilson (student of OD/Park Street Secondary School)

Tyler Kudar (staff of OD/Park Street Secondary School)

Sandy Madorin (parent)

Cindy Hache (parent)

Lisa Snache (Chippewas of Rama First Nation)

Ralph Cipolla (City of Orillia, Councillor)

Jane Dunlop (Township of Severn, Councillor)

Jennifer Connor (Ramara Township, Councillor)

Scott Jermey (Township of Oro-Medonte, Councillor)

Mark Fletcher (community member)

3. Naming Process

Suggested names for the new secondary school were invited through the SCDSB website, School Council, parental emails, school website, individual student email accounts and through the local media. Input was received from parents, students, community members and staff. A total of 87 suggestions were submitted. The committee reviewed all proposed names for the new school and after extensive discussion and consultation, which included student voice activities, the naming committee arrived at a unanimous decision to recommend the name Orillia Secondary School. The recommended date that this name will come into effect is September 1, 2015.

4. Rationale

The name Orillia Secondary School will encourage students to make an immediate connection as it is readily recognizable and, as a result, will foster and encourage the generation of school spirit and pride. It also embeds “Orillia” in the name of the public high school, maintaining a 138 year tradition of connecting the community and the school.

The committee felt strongly that this was the ideal choice and therefore unanimously decided to put forth only one name. The name of this school represents an affinity with the community; it is a simple, elegant and powerful name of which students and the community can be proud.

RECOMMENDATION

That the Business and Facilities Standing Committee recommend that the Board approve the name Orillia Secondary School as the name of the new Orillia secondary school effective September 1, 2015, as set out in Report. No. BF-D-8, Naming of the New Orillia Secondary School, dated March 4, 2015.

Respectfully submitted by:

Paul Sloan
Superintendent of Education

March 4, 2015

TO: The Chairperson and Members of the
Business and Facilities Standing Committee

FROM: Superintendent of Business Services

SUBJECT: **KILOMETRAGE REIMBURSEMENT**

1. Background

On an annual basis, the board reimburses approximately \$1.25M in kilometrage reimbursement. In November 2005, the Board approved that the rate of reimbursement for travel related cost be adjusted annually, each September, to reflect the cost of operation published by the CAA in the Spring of each respective year. In 2005, the published CAA rate was \$0.41 per kilometer.

In May 2008, the Board approved that the kilometrage reimbursement rate be adjusted annually, in January of each year, to reflect the automobile allowance rate published by Canada Revenue Agency for that year. In 2015, the published rate is \$0.55 per kilometre for the first 5,000 kilometres and \$0.49 for each kilometre thereafter.

2. Current Status

In May 2012, a decision report was brought forward to a Business and Facilities Standing Committee Meeting. The recommendations provided in that report were discussed at length and ultimately not approved.

As a result of the decline in recent gas prices, a request was made for this information to once again be tabled for further discussion.

The May 16, 2012 report is attached as APPENDIX A.

3. Report Status

This report is provided for information.

Respectfully submitted by:

Brian Jeffs
Superintendent of Business Services

March 4, 2015

TO: The Chairperson and Members of the
Business and Facilities Standing Committee

FROM: Superintendent of Business Services

SUBJECT: **KILOMETRAGE REIMBURSEMENT**

1. Background

On an annual basis, the board reimburses approximately \$1.1M in kilometrage reimbursement. In November 2005, the Board approved that the rate of reimbursement for travel related cost be adjusted annually, each September, to reflect the cost of operation published by the CAA in the Spring of each respective year. In 2005, the published CAA rate was \$0.41 per kilometer.

In May 2008, the Board approved that the kilometrage reimbursement rate be adjusted annually, in January of each year, to reflect the automobile allowance rate published by Canada Revenue Agency for that year. In 2008, the published rate was \$0.52 per kilometre for the first 5,000 kilometres and \$0.46 for each kilometre thereafter.

2. Current

All boards recently received direction from the Assistant Deputy Minister Sékaly that it is the Ministry's expectation that School Board move to align themselves with the Ontario Public Services (OPS) expense reimbursement rates. As per Ministry Memo 2012: B9 released on April 12, 2012, it was stated that *"Since June 2011, the Ministry has worked collaboratively with school boards on the BPS Expenses Directive Working Group to develop implementation guidelines for school board spending. These guidelines, which were released on March 28, 2012, help school boards ensure that they are limiting and controlling spending on travel, meal, mileage, and hospitality expenses."*

Attached as APPENDIX A is a 2-page excerpt from the BPS Working Group implementation guidelines, addressing mileage reimbursement rates with recommendations for moving towards leading practices. Four key principles were paramount in the development of the published guidelines: Accountability, Transparency, Value for Money, and Fairness.

Comparing the current SCDSB reimbursement rate with the leading practice OPS rate (.40/km with a declining scale) and the provincial-wide average school board rate (.45/km), and factoring in the four above-noted principles, there is reason to consider a reduction in the current rate of reimbursement.

REPORT NO. BF-I-1
APPENDIX A - 2
MARCH 4, 2015

~~REPORT NO. BF-D-1
MAY 16, 2012 - 2~~

RECOMMENDATIONS

1. That the Business and Facilities Standing Committee recommend that the Board approve a reimbursement rate based on the current school board provincial average of 0.45 per kilometer, effective June 1, 2012 as an interim step to implementing the published guidelines, as set out in Report No. BF-D-1, Kilometrage Reimbursement, dated May 16, 2012.
2. That the Business and Facilities Standing Committee recommend that the Board approve that no downward adjustments be made for kilometres travelled in excess of 5,000 kilometres per annum, as set out in Report No. BF-D-1, Kilometrage Reimbursement, dated May 16, 2012.
3. That the Business and Facilities Standing Committee recommend that the Board approve that a review of the reimbursement rate be completed each January to determine if the board's rate of reimbursement is aligned with other school boards in the province as they move toward implementing the leading practice rate, as set out in Report No. BF-D-1, Kilometrage Reimbursement, dated May 16, 2012.

Respectfully submitted by:

Brian Jeffs
Superintendent of Business Services

May 16, 2012

There is a diverse range of mileage rates used by Ontario school boards

The BPS Directive does not explicitly state maximum allowable mileage rates, however, one of the objectives of the BPS Directive is to contribute to the greater alignment of BPS practices with OPS standards, which have been included as leading practices. Based on available information, the average school board rate is \$0.45/km. We have included rates from the OPS and CRA as public comparatives and from the CAA as an independent comparative of mileage rates.

<p>Ontario Public Sector Mileage Rates</p>	<p>School Board Rates</p> <ul style="list-style-type: none"> • Range from \$0.35/km to \$0.52/km • Average provincial rate is \$0.45/km • 18 board policies do not include rates 	<p>OPS Mileage Rates</p> <ul style="list-style-type: none"> • \$0.40/km – Southern ON • \$0.41/km – Northern ON • Rates reduced in tiers after 4,000 km
<p>Independent Mileage Rates</p>	<p>CRA Rates</p> <ul style="list-style-type: none"> • \$0.52/km – first 5,000 km • \$0.46/km – thereafter • These outline maximum allowances for mileage reimbursement tax deductions • These are the highest of all rates 	<p>CAA Operating Costs¹</p> <ul style="list-style-type: none"> • CAA estimates the operating cost per km for several representative vehicles • 4-door sedan (Cruze) - \$0.15/km • 4-door minivan (Grand Caravan) - \$0.20/km • 4-door hybrid (Prius) - \$0.09/km • Average depreciation - \$0.25/km

Recommendation 5: As there is little consistency in school board mileage rates, boards must determine a reasonable, justifiable mileage reimbursement rate and apply this consistently.

¹ – Operating costs are defined as the fuel, maintenance and tire expense required to operate a car based on an average of 18,000km driven per year. Ownership costs (insurance, licensing, depreciation and finance expense) are not included in this figure

Mileage policies should be consistent with independent sources of acceptable mileage claims

The purpose of mileage expense policies is to reimburse claimants for the costs of operating their vehicles for required driving in excess of their daily commute¹. It is particularly important for public sector organizations that these rates be justifiable. The Canadian Automobile Association (CAA) publishes an annual brochure called “Driving Costs,” that outlines average vehicle operating costs (fuel, maintenance, tires). The 2011 brochure suggests that average operating costs representative of the types of vehicles commonly driven in Canada fall between \$0.09/km and \$0.20/km. The OPS mandated rates are higher than the CAA operating costs.

OPS

- Outlines acceptable mileage rates for Ontario government ministries and agencies
- Reimbursement rates of \$0.40/km in southern Ontario and \$0.41/km in northern Ontario for the first 4,000km – tiered reductions for additional driving to \$0.24/km

It is important to note that the OPS rates are mandated rates for government employees. There could be the perception that as highly publicly funded organizations, school boards should be using the same rates as the OPS. It might be difficult to justify higher mileage rates. For boards with rates that are higher than OPS rates or the school board provincial average, these boards may be able to realize significant cost savings by reducing mileage rates.

School Board Leading Practice

All employees not within a collective agreement who use their automobile on Board-approved business shall be reimbursed a mileage allowance at the equivalent rate paid by the Province of Ontario to its employees. This rate will be reviewed on an annual basis as part of the budget process.

Implementation Timeline

- Remove vehicle allowances from expense policy – within 6 months
- Reduce mileage rates to a justifiable level – within 1 year
- Move mileage rates towards alignment with OPS rates – within 18-24 months

¹ – defined as the return trip from home to workplace
PwC

TO: The Chairperson and Members of the
Business and Facilities Standing Committee

FROM: Superintendent of Education

SUBJECT: **PARTNERSHIPS UPDATE: NEW ALCONA SOUTH PUBLIC SCHOOL,
VICTORIA HARBOUR ELEMENTARY SCHOOL ADDITION AND
ARDTREA/CUMBERLAND BEACH REPLACEMENT SCHOOL**

1. **Background**

New Alcona South Public School

A request for proposal (RFP) soliciting partners for the development of a new school in Innisfil, was issued and posted on www.biddingo.com/scdsb on Tuesday, November 25, 2014.

Victoria Harbour Elementary School Addition

A request for proposal (RFP) soliciting partners for an addition to Victoria Harbour Elementary School was issued and posted on www.biddingo.com/scdsb on Tuesday, November 25, 2014.

Ardtrea/Cumberland Beach Replacement School

A request for proposal (RFP) soliciting partners for the development of a new replacement school on the current Cumberland Beach P.S. site was issued and posted on www.biddingo.com/scdsb on Tuesday, November 25, 2014.

The submission deadline for proposals for all three RFPs was set for Monday, January 5, 2015. Capital funding for all three projects has been approved by the Ministry of Education.

2. **Current Status**

New Alcona South Public School

One response to the RFP was received. The response has been evaluated by staff and assessed for financial viability, and suitability, as detailed in Simcoe County District School Board (SCDSB) Policy 2345 and APM A5015, Facility Partnerships. Staff will be having an investigative meeting with the proponents. If a potential partnership arrangement emerges, staff will bring a more detailed report and recommendation for Board consideration at that time.

Victoria Harbour Elementary School Addition

No responses were received.

REPORT NO. BF-I-2
MARCH 4, 2015 - 2

Ardrea/Cumberland Beach Replacement School

No responses were received.

3. Report Status

This report is provided for information.

Respectfully submitted by:

Paul Sloan
Superintendent of Education

March 4, 2015